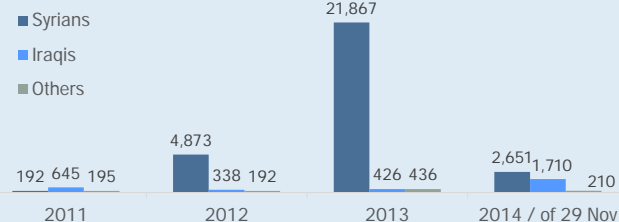




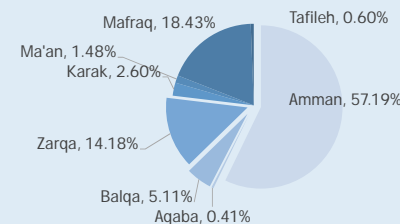
## Registration

	Syrians	Iraqis	Others
Total Active Refugees	343,925	41,914	5,211
IRIS Enrollment	260,222	27,425	2,862
Documentary Enrollment	33,952	2,929	300

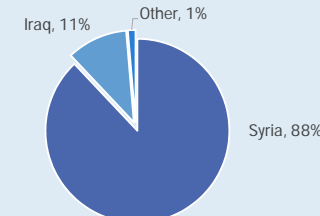
## Average monthly registration rate



## Place of residence



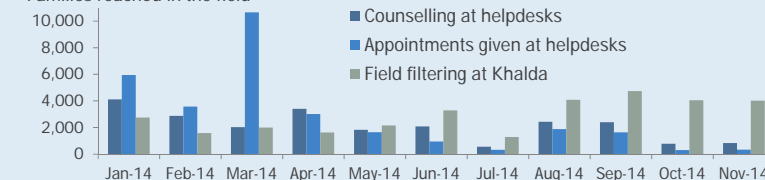
## Country of Origin



## Outreach activities

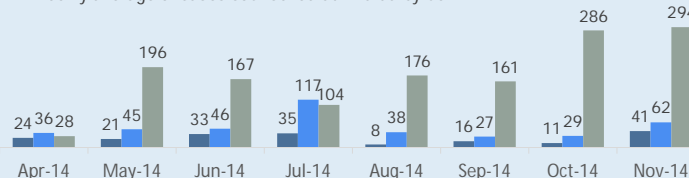
	Monthly averages		
	2012	2013	2014
Counselling at Help desks	1,532	6,894	1,971
Appointments given at help desks	9,097	7,466	2,688
Reception/ Filtering	4,751	4,009	2,133

## Families reached in the field



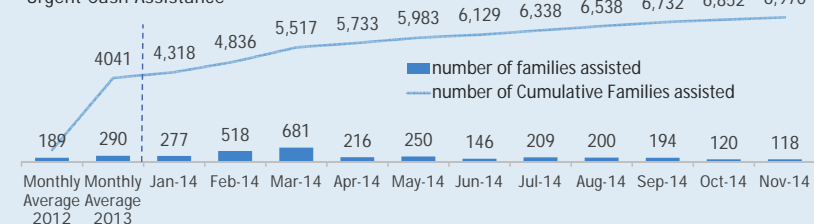
## Protection

- Weekly average of cases identified at helpdesks
- Weekly average of cases identified at Khalda
- Weekly average of cases counselled at Khalda by CS



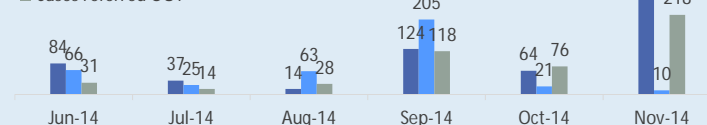
## Community Service

### Urgent Cash Assistance

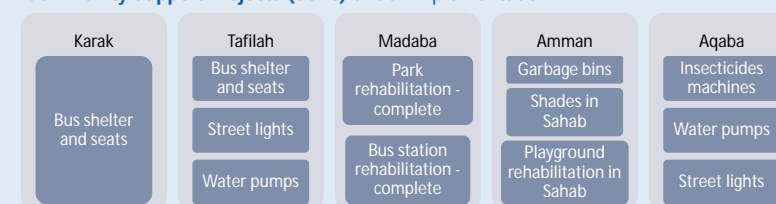


## Child Protection, Gender Based Violence (CP,GBV)

- Cases interviewed
- Cases referred IN
- Cases referred OUT



## Community Support Projects (CSPs) under implementation



## Help Line



## Cases verified by UNHCR for WFP cards distribution

