

Total Active Registered Syrians **622,104**



Urban

521,907

83.9%



Camps

100,197

16.1%

Standard Age and Gender

Age	0-4	5-11	12-17	18-35	36-59	60+	Total	%
Female	51,330	64,233	40,646	95,780	51,289	12,657	315,935	50.8%
Male	54,153	67,800	43,222	88,005	43,855	9,134	306,169	49.2%
Total	105,483	132,033	83,868	183,785	95,144	21,791	622,104	100%
	17.0%	21.2%	13.5%	29.5%	15.3%	3.5%		

Place of Origin

Dar'a	284,891	45.8%
Homs	100,270	16.1%
Rural Damascus	74,672	12.0%
Damascus	48,654	7.8%
Aleppo	46,192	7.4%
Hama	29,587	4.8%
Idleb	9,505	1.5%
Ar-raqqa	9,017	1.4%
Al-hasakeh	4,023	0.6%
Deir-ez-zor	3,038	0.5%
Quneitra	2,877	0.5%
Lattakia	1,181	0.2%
As-sweida	867	0.1%
Tartous	299	0.0%
Other	7,031	1.1%

Specific Needs

Child at risk	32,933	5.3%
Specific legal and physical protection needs	31,064	5.0%
Serious medical condition	28,751	4.6%
Woman at risk	22,382	3.6%
Single parent	14,227	2.3%
Disability	13,337	2.1%
Unaccompanied or separated child	5,012	0.8%
Older person at risk	4,204	0.7%
Torture	2,878	0.5%
Family unity	228	0.0%
Total	155,016	24.9%

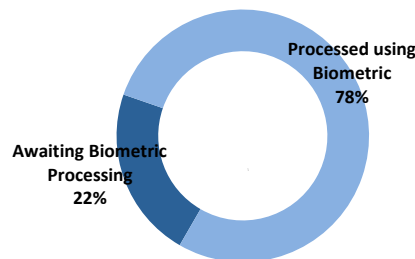
Arrivals

Pre-2011	9,075	1.5%
2011	22,639	3.6%
2012	186,859	30.0%
2013	320,657	51.5%
2014	82,845	13.3%
2015	29	0.0%

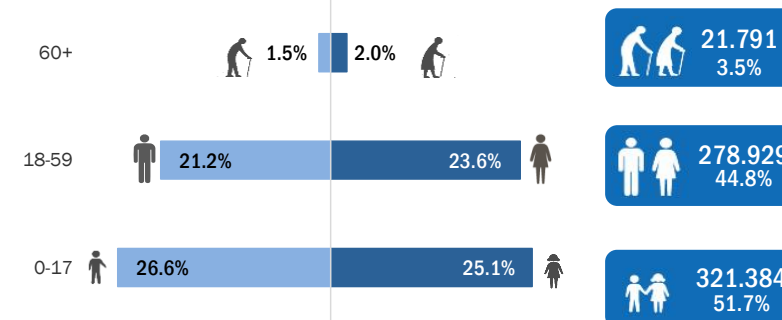
Registration Trend

2011	2,306	0.3%
2012	129,896	14.1%
2013	666,411	72.5%
2014	120,569	13.1%
2015	348	0.0%

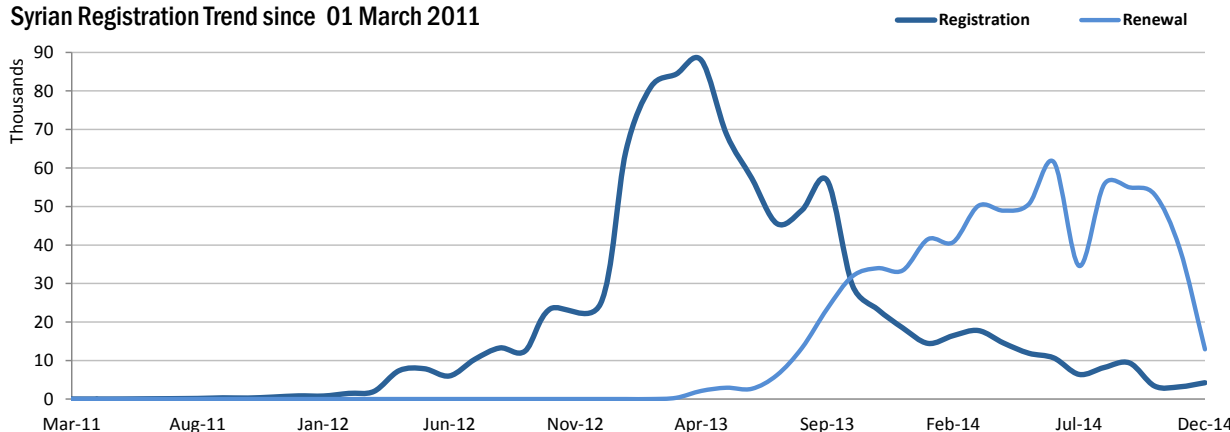
Biometric Statistics (IRIS)



Age-Gender Breakdown



Syrian Registration Trend since 01 March 2011



UNHCR Registered Syrians

