

**Total Active Registered Syrians** **620,016**



Urban

**522,334**

**84.2%**



Camps

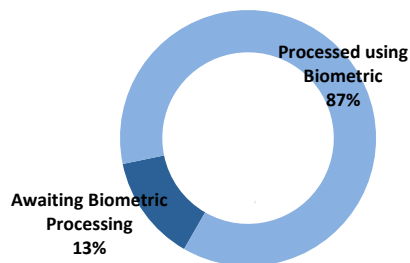
**97,682**

**15.8%**

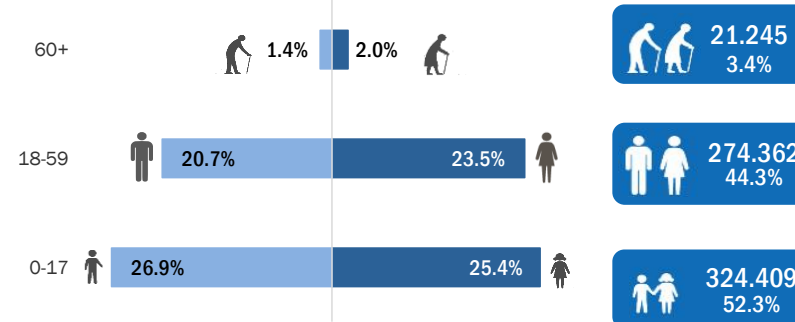
## Standard Age and Gender

Age	0-4	5-11	12-17	18-35	36-59	60+	Total	%
Female	53,480	63,639	40,464	94,791	51,052	12,278	315,704	50.9%
Male	56,652	66,894	43,280	85,686	42,833	8,967	304,312	49.1%
<b>Total</b>	<b>110,132</b>	<b>130,533</b>	<b>83,744</b>	<b>180,477</b>	<b>93,885</b>	<b>21,245</b>	<b>620,016</b>	<b>100%</b>
	17.8%	21.1%	13.5%	29.1%	15.1%	3.4%		

## Biometric Statistics (IRIS)



## Age-Gender Breakdown



## Place of Origin

Dar'a	283,821	45.8%
Homs	99,556	16.1%
Rural Damascus	73,488	11.9%
Damascus	48,298	7.8%
Aleppo	46,017	7.4%
Hama	29,451	4.8%
Idleb	9,695	1.6%
Ar-raqqa	8,994	1.5%
Al-hasakeh	4,008	0.6%
Deir-ez-zor	3,073	0.5%
Quneitra	2,865	0.5%
Lattakia	1,151	0.2%
As-sweida	859	0.1%
Tartous	304	0.0%
Other	8,436	1.4%

## Specific Needs

Child at risk	28,159	20.5%
Serious medical condition	27,285	19.8%
Specific legal and physical protection needs	23,362	17.0%
Woman at risk	21,323	15.5%
Disability	12,694	9.2%
Single parent	12,583	9.2%
Unaccompanied or separated child	5,059	3.7%
Older person at risk	3,996	2.9%
Torture	2,792	2.0%
Family unity	223	0.2%
0	0	0.0%
<b>Total</b>	<b>137,476</b>	<b>100.0%</b>

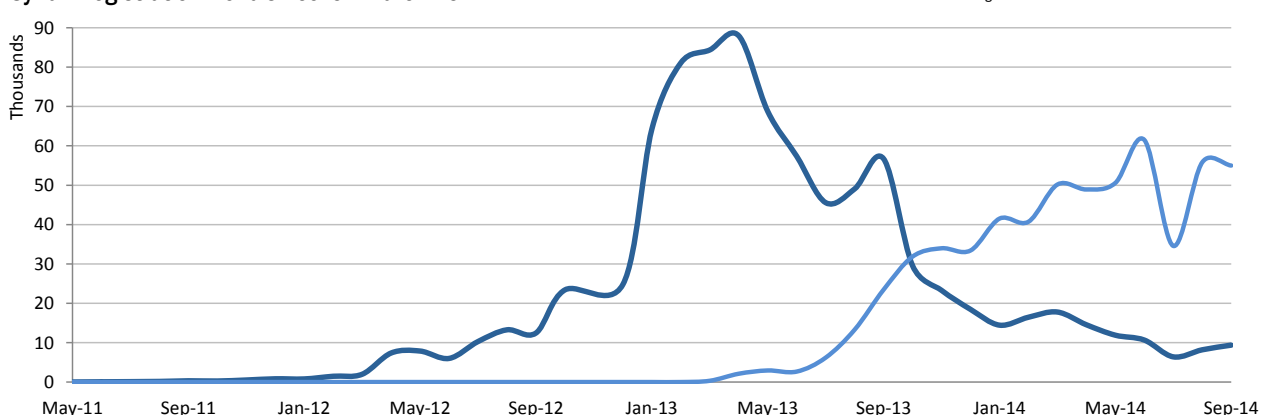
## Arrivals

Pre-2011	8,906	1.4%
2011	22,540	3.6%
2012	187,042	30.2%
2013	321,780	51.9%
2014	79,748	12.9%

## Registration Trend

2011	2,306	0.3%
2012	129,896	14.3%
2013	666,411	73.2%
2014	112,224	12.3%

## Syrian Registration Trend since 01 March 2011



## UNHCR Registered Syrians

