

Total Active Registered Syrians **619,883**

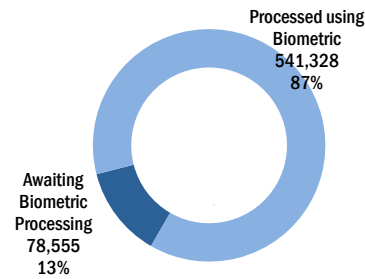


522,513
84.3%

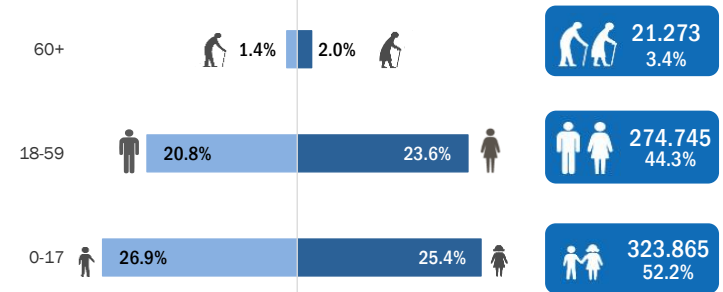


97,370
15.7%

Biometric Statistics (IRIS)



Age-Gender Breakdown



Standard Age and Gender

Age	0-4	5-11	12-17	18-35	36-59	60+	Total	%
Female	53,130	63,692	40,472	94,980	51,120	12,293	315,687	50.9%
Male	56,291	66,883	43,397	85,802	42,843	8,980	304,196	49.1%
Total	109,421	130,575	83,869	180,782	93,963	21,273	619,883	100%
	17.7%	21.1%	13.5%	29.2%	15.2%	3.4%		

Place of Origin

Place of Origin	Count	%
Dar'a	283,969	45.8%
Homs	99,280	16.0%
Rural Damascus	73,324	11.8%
Damascus	48,230	7.8%
Aleppo	45,956	7.4%
Hama	29,306	4.7%
Idleb	9,704	1.6%
Ar-raqqa	9,038	1.5%
Other	8,850	1.4%
Al-hasakeh	3,996	0.6%
Deir-ez-zor	3,049	0.5%
Quneitra	2,861	0.5%
Lattakia	1,146	0.2%
As-sweida	872	0.1%
Tartous	302	0.0%

Specific Needs

Specific Needs	Count	%
Serious medical condition	26,798	20.1%
Child at risk	25,979	19.5%
Specific legal and physical protection needs	22,346	16.8%
Woman at risk	21,104	15.8%
Disability	12,446	9.3%
Single parent	11,872	8.9%
Unaccompanied or separated child	5,075	3.8%
Older person at risk	3,909	2.9%
Torture	2,747	2.1%
Family unity	231	0.2%
Pregnant or lactating	12	0.0%
Total	133,184	100.0%

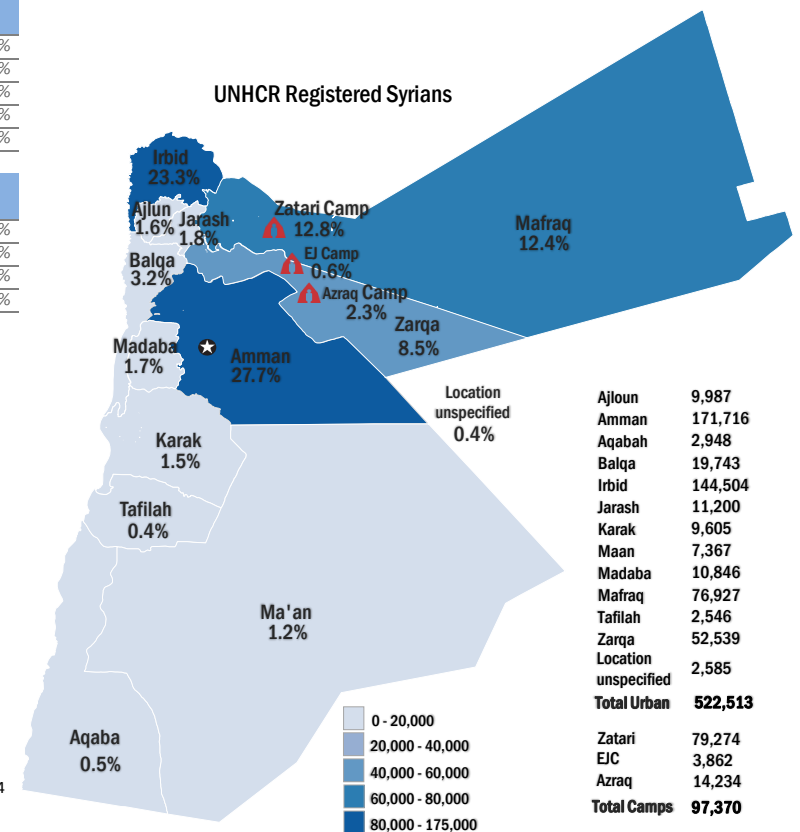
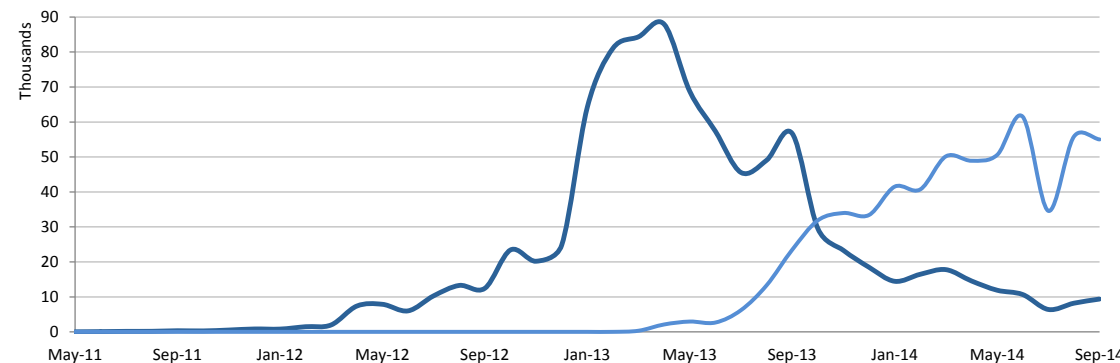
Arrivals

Year	Count	%
Pre-2011	8,842	1.4%
2011	22,503	3.6%
2012	187,340	30.2%
2013	322,474	52.0%
2014	78,724	12.7%

Registration Trend

Year	Count	%
2011	2,306	0.3%
2012	129,896	14.3%
2013	666,411	73.3%
2014	110,388	12.1%

Syrian Registration Trend since 01 March 2011



* Coloured map only reflects refugees living outside camps.