

## Total Active Registered Syrians

**620,350**



**522,956**

**84.3%**

Urban



**97,394**

**15.7%**

Camps

## Standard Age and Gender

Age	0-4	5-11	12-17	18-35	36-59	60+	Total	%
Female	53,341	63,710	40,476	94,945	51,117	12,293	315,882	50.9%
Male	56,504	66,931	43,364	85,824	42,868	8,977	304,468	49.1%
Total	109,845	130,641	83,840	180,769	93,985	21,270	620,350	100%
	17.7%	21.1%	13.5%	29.1%	15.2%	3.4%		

## Place of Origin

Dar'a	284,074	45.8%
Homs	99,427	16.0%
Rural Damascus	73,469	11.8%
Damascus	48,302	7.8%
Aleppo	46,098	7.4%
Hama	29,389	4.7%
Idlib	9,693	1.6%
Ar-raqqa	9,008	1.5%
Other	8,627	1.4%
Al-hasakeh	4,000	0.6%
Deir-ez-zor	3,062	0.5%
Quneitra	2,875	0.5%
Lattakia	1,146	0.2%
As-sweida	876	0.1%
Tartous	304	0.0%

## Specific Needs

Serious medical condition	26,798	19.8%
Child at risk	25,979	19.2%
Specific legal and physical protection needs	22,346	16.5%
Woman at risk	21,104	15.6%
Disability	12,446	9.2%
Single parent	11,872	8.8%
Unaccompanied or separated child	5,075	3.8%
Older person at risk	3,909	2.9%
Torture	2,747	2.0%
Family unity	231	0.2%
Total	135,116	100.0%

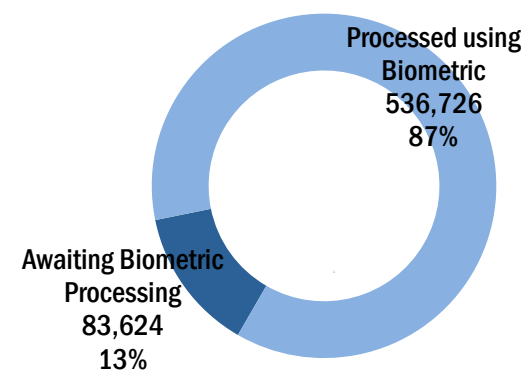
## Arrivals

Pre-2011	8,891	1.4%
2011	22,502	3.6%
2012	187,225	30.2%
2013	322,325	52.0%
2014	79,407	12.8%

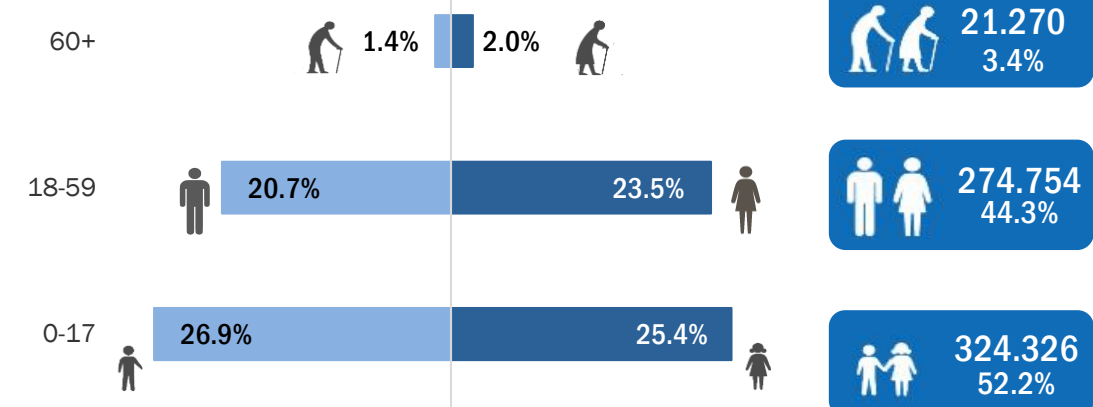
## Registration Trend

2011	2,306	0.3%
2012	129,896	14.3%
2013	666,411	73.2%
2014	111,293	12.2%

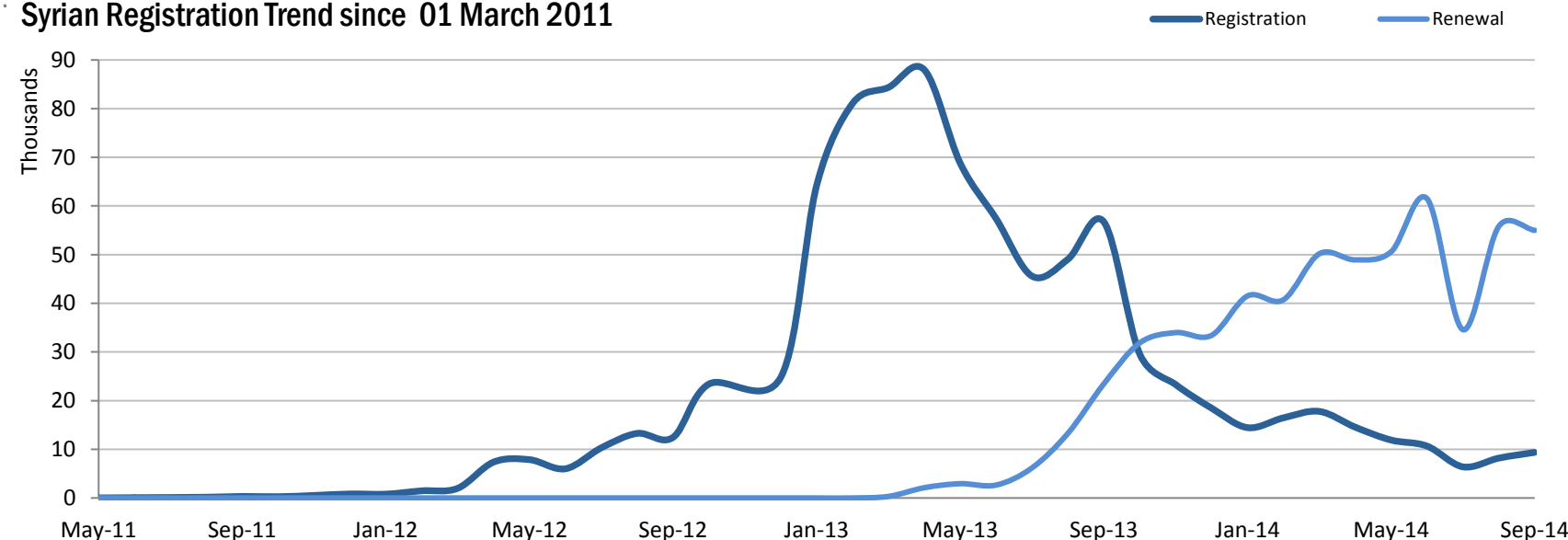
## Biometric Statistics (IRIS)



## Age-Gender Breakdown

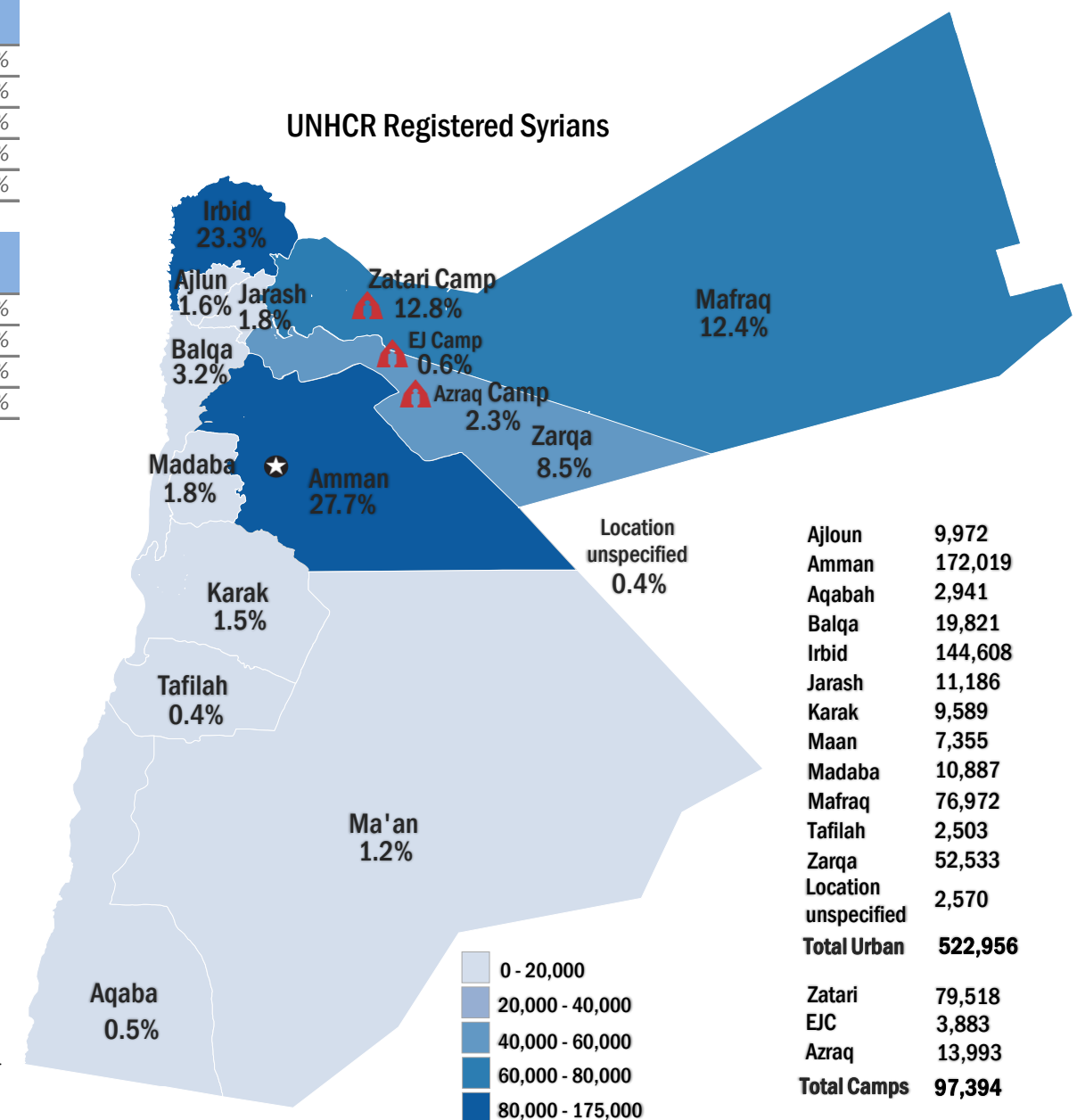


## Syrian Registration Trend since 01 March 2011



Interagency Portal: <http://data.unhcr.org/Syrianrefugees>  
 UNHCR on the web: <http://www.unhcr.org> ; <http://www.unhcr.org>  
 UNHCR on Social network: <http://www.facebook.com/UNHCRJordan> ; [http://twitter.com/And\\_Harper](http://twitter.com/And_Harper) ; <http://twitter.com/ZaatariCamp>  
 DAG Jordan

## UNHCR Registered Syrians



\* Coloured map only reflects refugees living outside camps.