

Total Active Registered Syrians **618,806**

Urban
521,831
84.3%

Camps
96,975
15.7%

Standard Age and Gender

Age	0-4	5-11	12-17	18-35	36-59	60+	Total	%
Female	53,596	63,525	40,360	94,456	50,884	12,249	315,070	50.9%
Male	56,725	66,759	43,116	85,449	42,741	8,946	303,736	49.1%
Total	110,321	130,284	83,476	179,905	93,625	21,195	618,806	100%
	17.8%	21.1%	13.5%	29.1%	15.1%	3.4%		

Place of Origin

Dar'a	283,955	45.9%
Homs	99,545	16.1%
Rural Damascus	73,552	11.9%
Damascus	48,263	7.8%
Aleppo	45,512	7.4%
Hama	29,233	4.7%
Idlib	9,646	1.6%
Ar-raqqa	8,800	1.4%
Al-hasakeh	3,953	0.6%
Deir-ez-zor	3,036	0.5%
Quneitra	2,865	0.5%
Lattakia	1,150	0.2%
As-sweida	872	0.1%
Tartous	304	0.0%
Other	8,120	1.3%

Specific Needs

Child at risk	29,692	21.1%
Serious medical condition	27,681	19.7%
Specific legal and physical protection needs	24,181	17.2%
Woman at risk	21,294	15.1%
Single parent	13,040	9.3%
Disability	12,876	9.1%
Unaccompanied or separated child	5,032	3.6%
Older person at risk	4,033	2.9%
Torture	2,801	2.0%
Family unity	218	0.2%
Total	140,848	

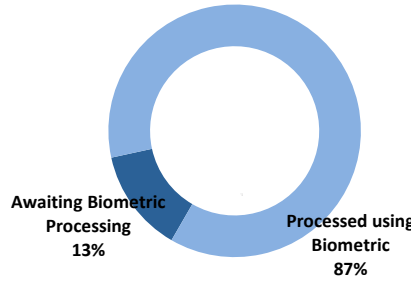
Arrivals

Pre-2011	8,925	1.4%
2011	22,547	3.6%
2012	186,767	30.2%
2013	321,284	51.9%
2014	79,283	12.8%

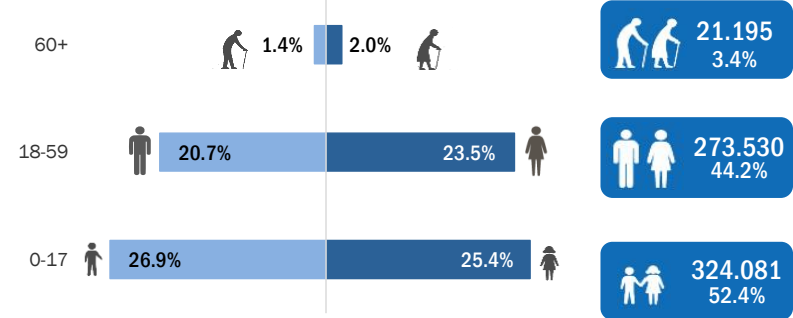
Registration Trend

2011	2,306	0.3%
2012	129,896	14.2%
2013	666,411	73.1%
2014	113,026	12.4%

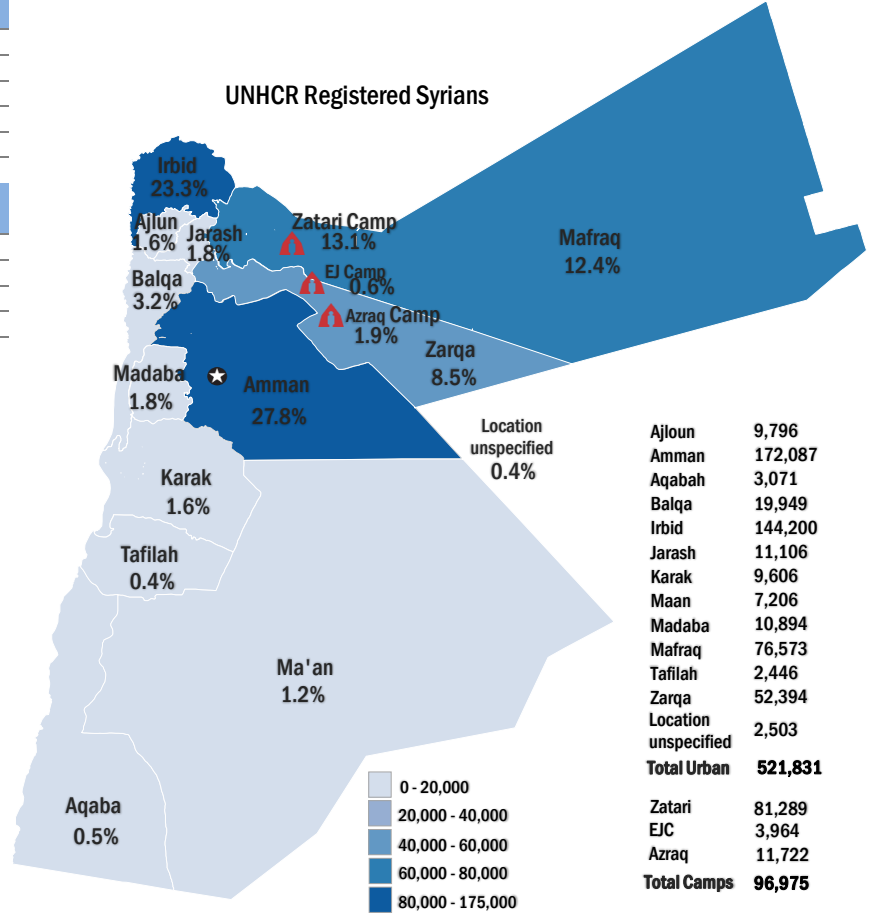
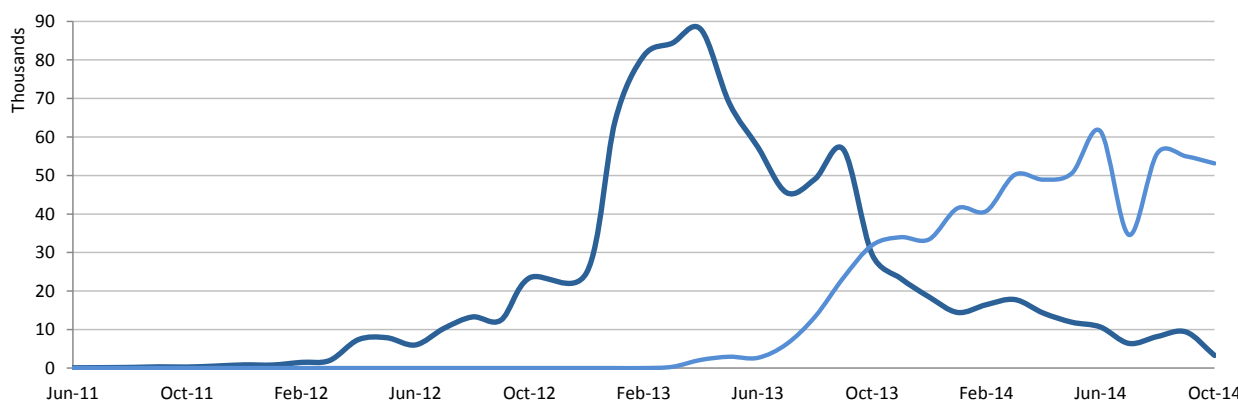
Biometric Statistics (IRIS)



Age-Gender Breakdown



Syrian Registration Trend since 01 March 2011



* Coloured map only reflects refugees living outside camps.