

Total Active Registered Syrians

**620,214**



**522,412**

**84.2%**

Urban



**97,802**

**15.8%**

Camps

## Standard Age and Gender

Age	0-4	5-11	12-17	18-35	36-59	60+	Total	%
Female	54,134	63,578	40,267	94,382	50,860	12,257	315,478	50.9%
Male	57,340	66,821	43,071	85,658	42,898	8,948	304,736	49.1%
Total	111,474	130,399	83,338	180,040	93,758	21,205	620,214	100%
	18.0%	21.0%	13.4%	29.0%	15.1%	3.4%		

## Place of Origin

Dar'a	284,503	45.9%
Homs	99,771	16.1%
Rural Damascus	74,179	12.0%
Damascus	48,440	7.8%
Aleppo	45,874	7.4%
Hama	29,421	4.7%
Idleb	9,591	1.5%
Ar-raqqa	8,903	1.4%
Al-hasakeh	3,989	0.6%
Deir-ez-zor	3,056	0.5%
Quneitra	2,878	0.5%
Lattakia	1,177	0.2%
As-sweida	867	0.1%
Tartous	300	0.0%
Other	7,265	1.2%

## Specific Needs

Child at risk	31,866	21.5%
Disability	13,177	8.9%
Family unity	225	0.2%
Older person at risk	4,162	2.8%
Serious medical condition	28,362	19.1%
Single parent	13,933	9.4%
Specific legal and physical protection needs	26,962	18.2%
Torture	2,843	1.9%
Unaccompanied or separated child	5,008	3.4%
Woman at risk	21,919	14.8%
Total	148,457	

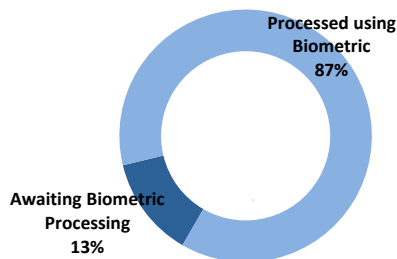
## Arrivals

Pre-2011	8,986	1.4%
2011	22,563	3.6%
2012	186,679	30.1%
2013	320,896	51.7%
2014	81,090	13.1%

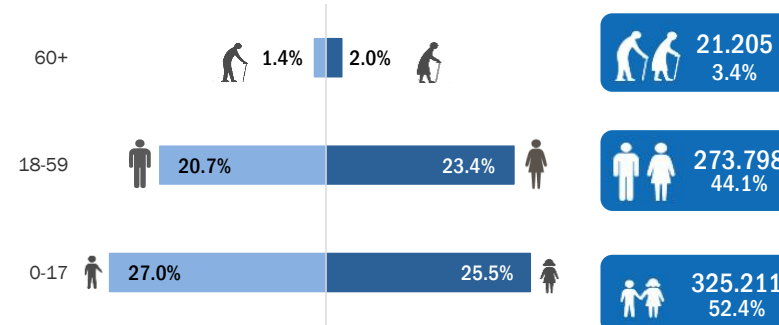
## Registration Trend

2011	2,306	0.3%
2012	129,896	14.2%
2013	666,411	73.1%
2014	113,035	12.4%

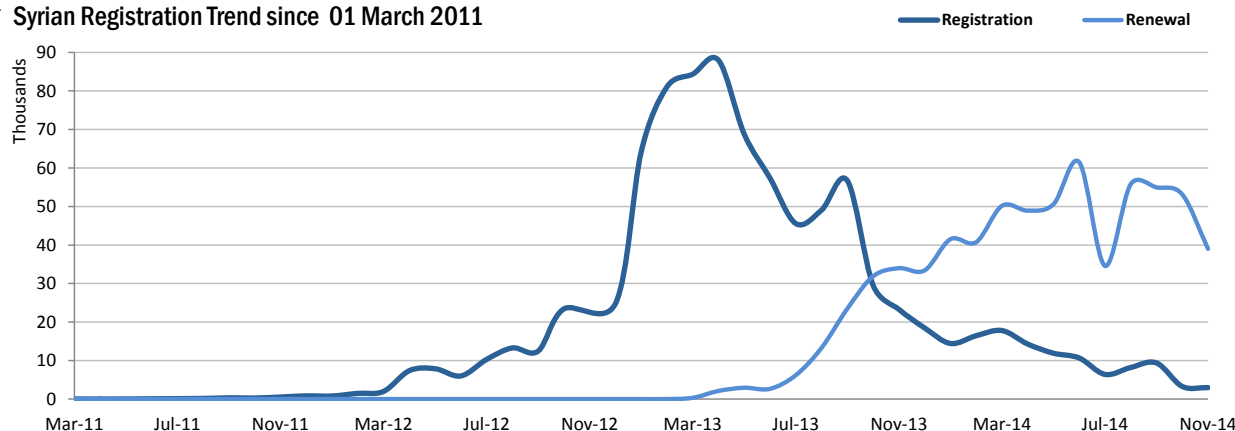
## Biometric Statistics (IRIS)



## Age-Gender Breakdown



## Syrian Registration Trend since 01 March 2011



## UNHCR Registered Syrians

