

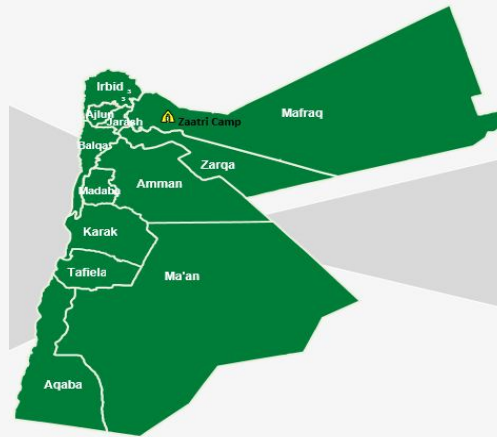
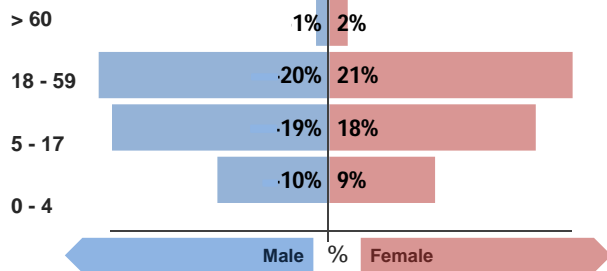


Refugee population

Total refugee population:

79,382

Demographic breakdown:



Key facts

Camp opened:
July 2012

Indicators at a glance

1 Health utilisation rate	7.1	X
2 Number of consultations per clinician per day	30	✓
3 Hospitalisation rate (/1000/month)	3.5	
4 % deliveries attended by skilled personnel	100%	✓
5 Crude Mortality Rate (CMR) (/1000/month)	0.1	✓
6 Under-five Mortality Rate (U5MR) (/1000/month)	0.0	✓
7 Neonatal Mortality Rate (NNMR) (/1000 livebirths)	0.0	✓

Notes

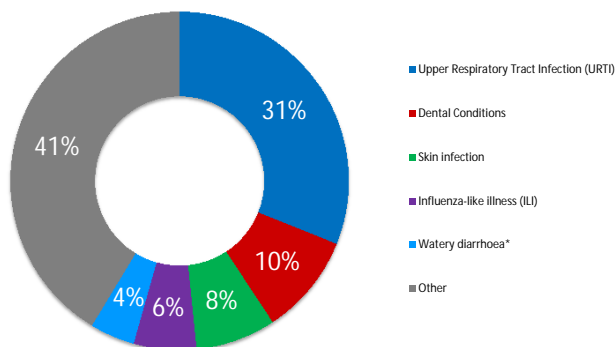
This public health profile for Za'atri refugee camp is compiled from health facility data from the following partners:

- IMC Clinic
- JHAS Clinic
- Moroccan Field Hospital
- Saudi Clinic
- MSF Holland
- RAF Qatari Clinic
- AMR Clinic 1 (Comprehensive Charitable Medical Center)
- AMR Clinic 2 (Maternity and Childhood center)

Data is collected using standardised Health Information System (HIS) data collection and reporting tools and aims to be as accurate as possible.

Morbidity

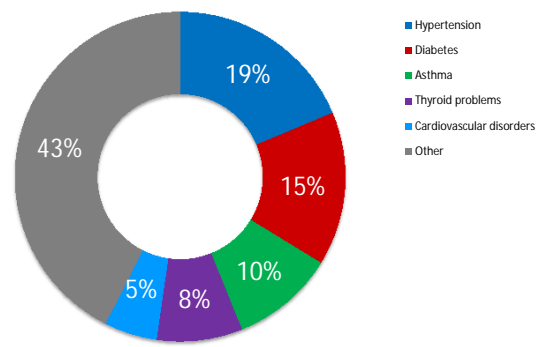
Acute health conditions (%)



Top 5 acute health conditions

	% morbidity	# of cases
1 Upper Respiratory Tract Infection (URTI)	31%	1,797
2 Dental Conditions	10%	559
3 Skin infection	8%	444
4 Influenza-like illness (ILI)	6%	346
5 Watery diarrhoea*	4%	248
- Other	41%	2,391

Chronic health conditions (%)



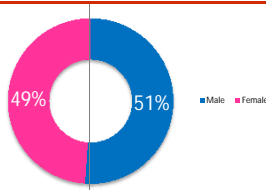
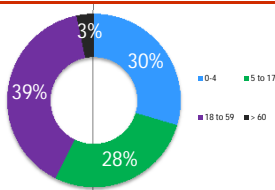
Top 5 chronic health conditions

	% morbidity	# of cases
1 Hypertension	19%	267
2 Diabetes	15%	216
3 Asthma	10%	145
4 Thyroid problems	8%	120
5 Cardiovascular disorders	5%	74
- Other	43%	609

Breakdown of acute health conditions

by age

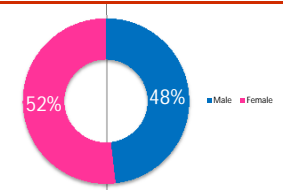
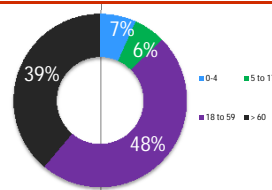
by gender



Breakdown of chronic health conditions

by age

by gender



UNHCR gratefully acknowledges the support of the following partners:



Public Health

Health Impact

Indicator	Standard
Crude Mortality Rate (CMR) (/1000/month)	0.1 < 0.48 ✓
Under-five Mortality Rate (U5MR) (/1000/month)	0.0 < 1.5 ✓
Neonatal Mortality Rate (NNMR) (/1000 livebirths)	0.0 < 14.9 ✓

Access and utilization

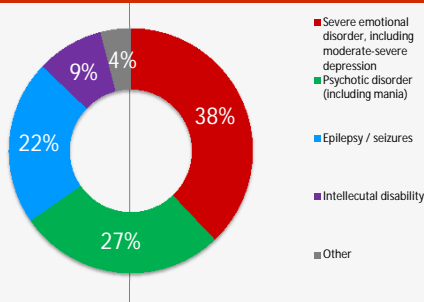
No. of health facilities	1 : 11341	1 : < 10,000	X
Total number of consultations	10,797		
Health utilisation rate	7.1	1 - 4	X
No. of consultations per trained clinician per day	30	< 50	✓

Outbreak Alert and Response

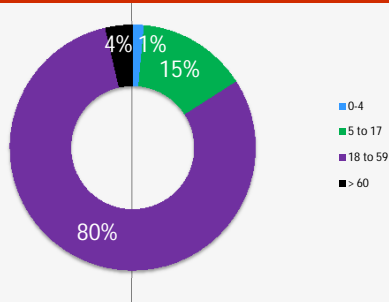
Number of outbreaks reported	0
% of outbreaks investigated within 48 hours	100%
Laboratory	
Number of laboratory samples	3,351

Breakdown of mental health conditions

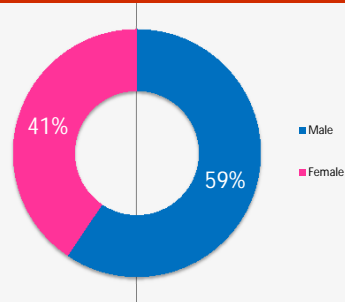
By cause



By age

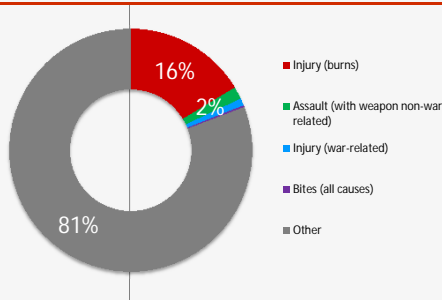


By gender

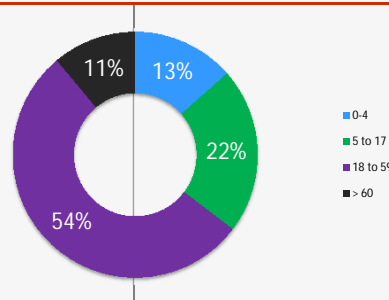


Breakdown of injuries

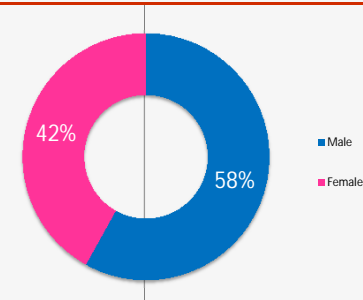
By cause



By age



By gender



In-patient and referral

In-patient department

Indicator	Standard
Hospitalisation rate (/1000/year)	41.9 50 - 150
Bed occupancy rate	24% > 75% X
Mean length of stay for authorised discharges (days)	2.1

Indicator	Standard
Overall case fatality rate	0%
Proportion of deaths within 24 hours of admission	0%

Reproductive Health

Antenatal care

Indicator	Standard
Coverage of antenatal care (4 or more visits)	88% ≥ 90% X
Coverage of TT vaccination	65% ≥ 90% X
Coverage of anaemia screening in pregnancy	80% ≥ 90% X

Delivery care

Proportion of deliveries attended by skilled personnel	100%	≥ 90%	✓
Proportion of deliveries performed by caesarean section	12%	5 - 15%	✓
Proportion of low birth weight deliveries (<2500g)	2%	< 15%	✓

Maternal mortality

Number of maternal deaths reported	0	
% of maternal deaths investigated within 48 hours	0%	100%

Postnatal care

Coverage of postnatal care	94%	≥ 90%	✓
----------------------------	-----	-------	---

Sexual and Gender-based Violence

Incidence of rape (reported cases/10,000/year)*	0.0	^	✓
% of rape survivors who received PEP** < 72 hours		100%	^
% of rape survivors who received ECP*** < 120 hours		100%	^
% of rape survivors who received STI**** prophylaxis < 2 wks		100%	^

*Only includes rapes reported at health facilities **Post-exposure prophylaxis ***Emergency contraceptive pill ****Sexually transmitted infection



View interactive maps and statistics online
<http://twine.unhcr.org>

Legend:

- Standard met
- Interpret data with care
- Standard borderline
- Data missing
- Standard not met

