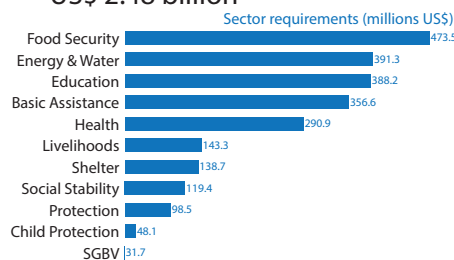


The monthly dashboard summarizes the progress made by partners involved in the Lebanon Crisis Response and highlights trends affecting people in need. Partners in Lebanon are working to: 1) ensure humanitarian assistance and protection for the most vulnerable among the displaced from Syria and poorest Lebanese; 2) strengthen the capacity of national and local delivery systems to expand access to and quality of basic services; and 3) reinforce Lebanon's economic, social, institutional and environmental stability.

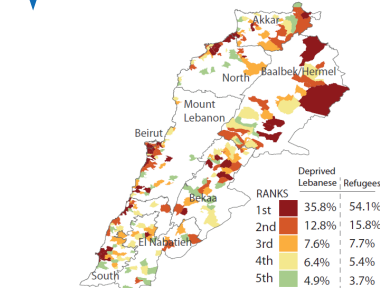
2016 Planning Figures



2016 Funding Requirements US\$ 2.48 billion

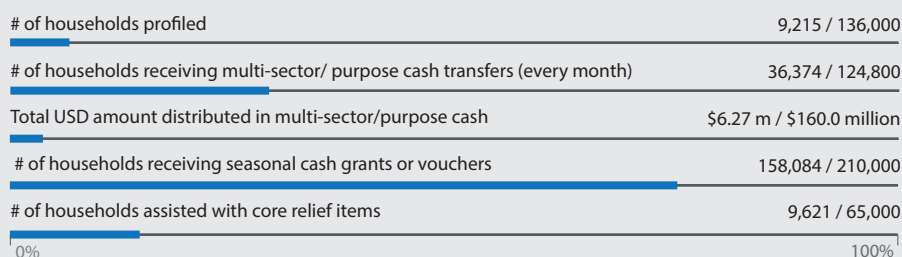


251 Most Vulnerable Cadastrals



Basic Assistance

reached / target



Minimum Expenditure Basket (MEB)¹ 114 \$/capita/month

Survival Minimum Expenditure Basket (SMEB)¹ 87 \$/capita/month

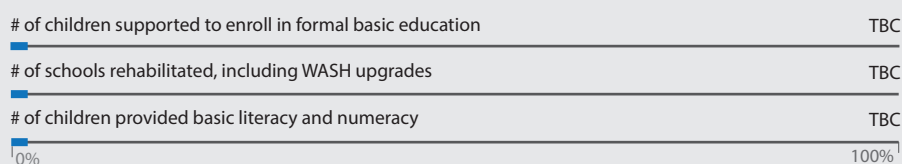
Syrian refugee households living on less than MEB¹ 69%

Syrian refugee households living on less than SMEB¹ 52%



Education

reached / target



School aged Syrian refugee children (age 3-17)² 477,034

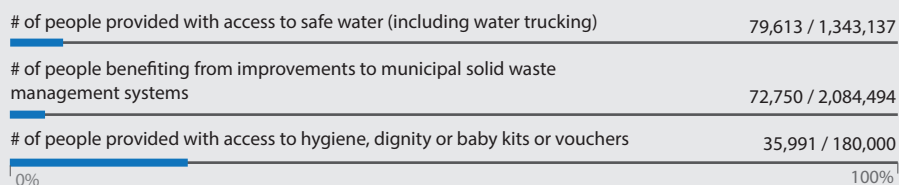
School aged Palestinian refugees from Syria (age 3-17)³ 10,950

of public schools operating second shifts for the 2015-16 school year⁴ 238

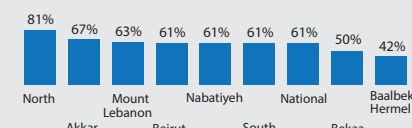


Energy & Water

reached / target

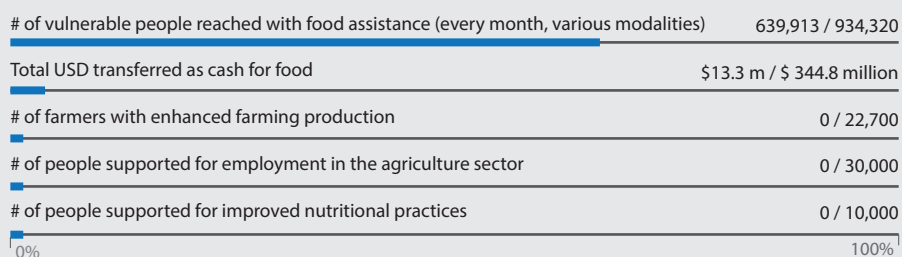


Percentage of Syrian households with access to improved sources of drinking water by governorate¹



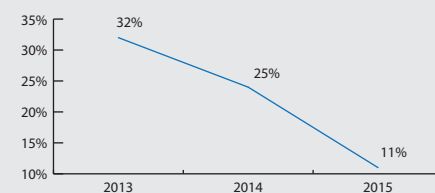
Food Security

reached / target



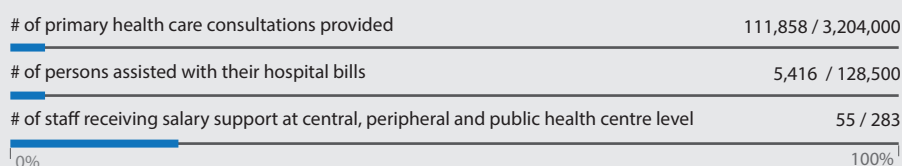
WFP food voucher amount⁶ 21.6 \$/person/month

Percentage of Syrian households with food security¹



Health

reached / target



Primary health care centres in the Ministry of Public Health network⁴ 219

% of Syrian households with 1+ member with a specific health need¹ 15%

% of Syrian households in need of secondary healthcare assistance¹ 31%



Livelihoods

reached / total

# micro, small and medium enterprises (MSME) & cooperatives supported through increased access to financial services, in-kind & cash grants	0 / 1,800
# of targeted vulnerable people working on public infrastructure/ environmental assets upgrading	188 / 65,000
# people trained and/or provided with marketable skills and services	442 / 54,159

0% 100%

Host community members reporting an increase in unemployment since the beginning of the crisis	90%
Youth unemployment rate in Lebanon before the Syrian crisis	34%
Average debt among Syrian households with debt (USD)	\$842



Protection, SGBV and Child Protection

reached / total

# of individuals enrolled for the first time in life skills activities in community centers	24 / 17,000
# of individuals who received individual legal counseling on obtaining legal stay documentation	741 / 30,000
# of individuals who received individual legal counseling on birth registration	1,112 / 50,000
# of interventions to mitigate protection concerns and ensure access to services (includes referrals)	503 / 20,000
# community leaders and gatekeepers trained and/or engaged on GBV	81 / 4,500
# individuals accessing psycho-social support in safe spaces	5,848 / 120,000
# of girls and boys who are survivors or at risk receiving specialist child protection support	471 / 8,304
# of girls and boys participating in structured, sustained child protection or psychosocial support programmes	20,871 / 152,682
# of people reached with community mobilization, awareness or information campaigns	43,860 / 402,470
# of people trained on child protection	183 / 2,550

0% 100%

Total registered Syrian refugees ²	1,069,111
Percentage of Syrian refugee who are women and children ²	79%
Percentage of Syrian refugees without legal residency ¹	41%
Percentage of Syrian households with residency permits for all members ¹	28%
Residency permit fee per person (age 15+)	USD 200
Documents required to obtain legal residency (for UNHCR-registered refugees) include:	
<ul style="list-style-type: none"> certified copies of a lease agreement or real-estate deed; certified attestation from a mukhtar (village leader) that the landlord owns the property; notarized pledge not to work; and proof of financial means or support received. 	



Shelter

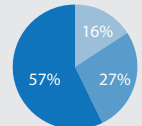
reached / total

# of people benefiting from weatherproofing or shelter enhancements in informal settlements	14,608 / 285,030
# of people benefiting from rehabilitation of substandard buildings	2,117 / 147,353
# of people weatherproofing or weatherproofing and WASH upgrades of substandard buildings	2,516 / 60,566
# people who received conditional cash for rent	946 / 57,468

0% 100%

Syrian refugee shelter type⁵

- Apartment
- Substandard buildings
- Informal settlements



Percentage of households living in substandard shelter ⁵	58%
Average monthly rent per household ⁵	USD 200



Social Stability

reached / total

# community & municipal support project implemented to alleviate resource pressure and reduce tensions	1 / 732
# new dispute resolution and conflict prevention mechanisms established	0 / 32
youth engaged in social stability initiatives	509 / 12,550

0% 100%

Number of vulnerable cadastres where population has increased by 50% or more	114
Percentage of municipalities too small to provide any local services	70%
Percentage of host and displaced communities members reporting multiple causes of tensions	55%

Sources:

¹ Vulnerability Assessment of Syrian Refugees (VASyR) 2015, <http://data.unhcr.org/syrianrefugees/download.php?id=10006>

² UNHCR refugee data, as of 1 January 2016

³ UNRWA, 2015

⁴ UNHCR 2016

⁵ Interagency Shelter Survey 2015

⁶ World Food Programme January 2016 Update, <http://data.unhcr.org/syrianrefugees/download.php?id=10220>

⁷ Interagency Social Stability December 2016 Update, <http://data.unhcr.org/syrianrefugees/download.php?id=10171>



Household Profiling

Vulnerability assessments conducted on an annual basis since 2013 show a continuous deterioration of the socio-economic situation of refugees. To inform the response, household assessments are conducted on a regular basis by 25 partners, who interview on average 10,000 households every month. The data collected through these assessments enables partners to tailor interventions based on needs. To date, around 50% of the total refugee population in Lebanon has been

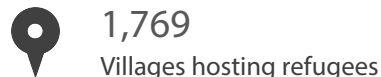
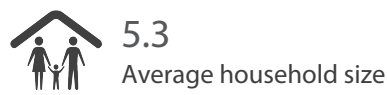
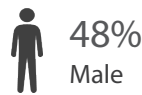
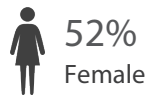
Total Registered Syrian Refugee Population

1,069,111

Registered Syrian Refugees

260,000

Registered Syrian households



Profiled Households

130,000 households visited

54% eligible for multipurpose cash assistance

30% currently receiving multipurpose cash (\$174 per month)

Syrian Refugee Childhoods (Household Profiling Results)

355,916

Children visited (age 0-17)

112,183

Visited children (age 3-17) enrolled in school

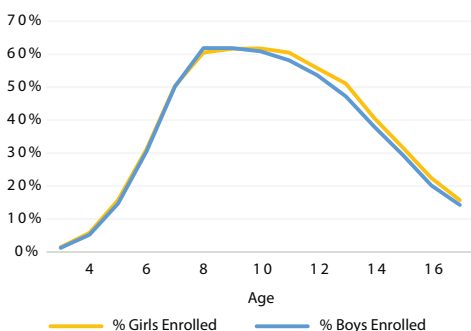
9,485

Visited children working (age 0-17)

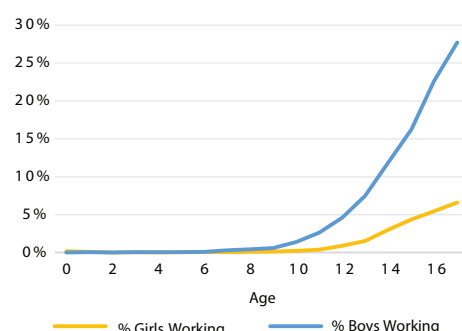
\$107

Average expenditure per capita per month

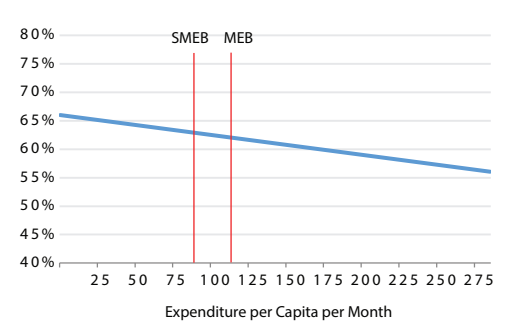
Percentage Visited Children Enrolled in School by Age (3-17)



Percentage of Visited Children Working by Age

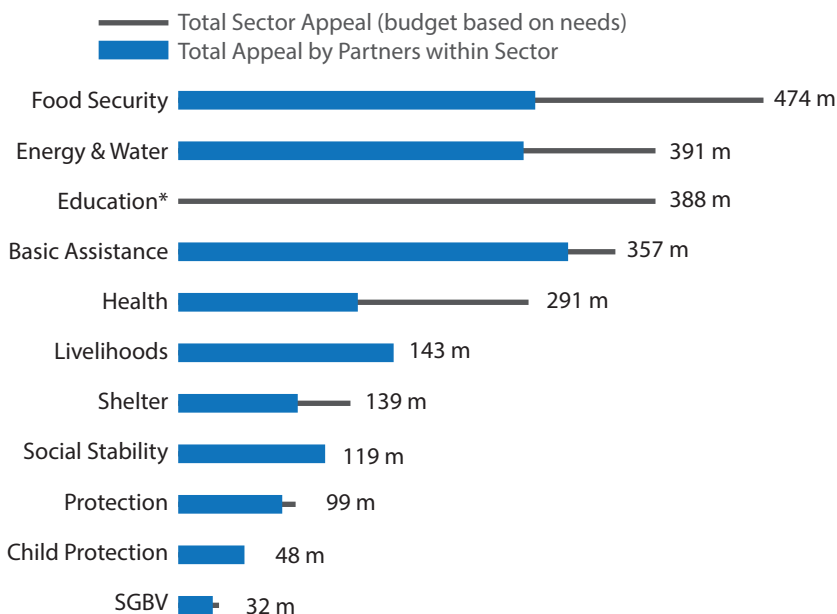


Percentage of Children (3-17) Out of School vs. Expenditure per Capita



Minimum Expenditure Basket (SMEB) = USD 114 / capita/ month
Survival Minimum Expenditure Basket (SMEB) = USD 87 / capita/ month

2016 Lebanon Crisis Response Plan Appeal and Funding



* The partner appeal process for education is ongoing.

Top Ten Appealing Agencies

