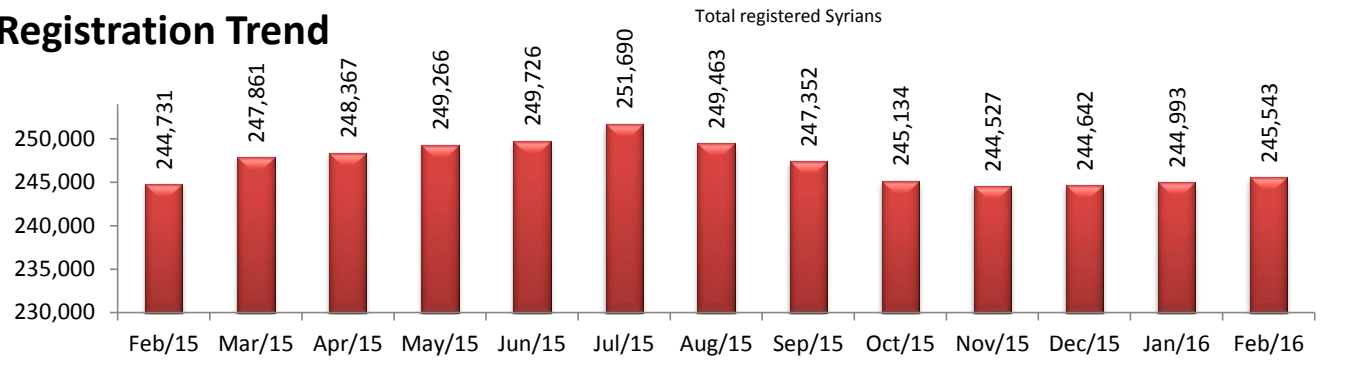




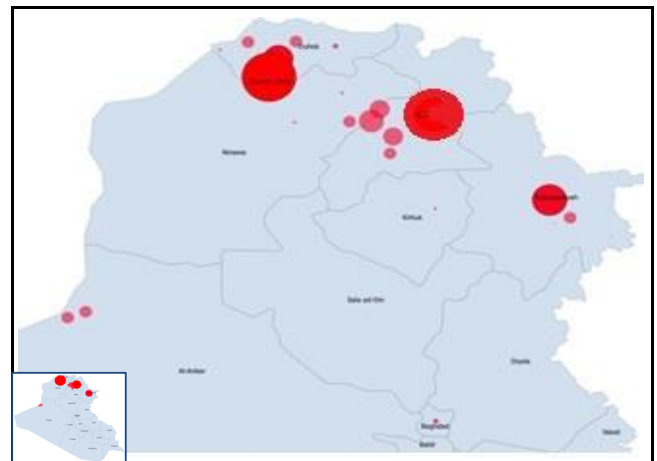
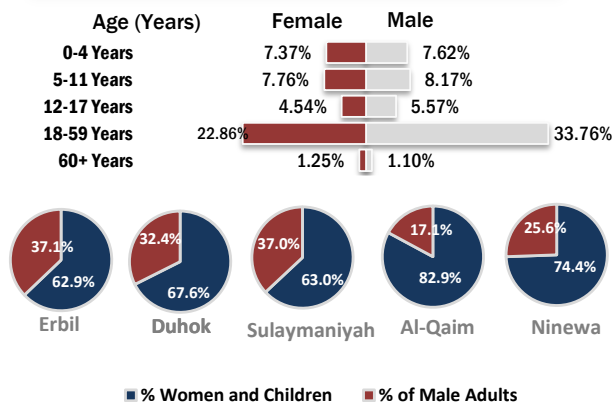
Registration Unit

Total Persons of Concern
Individuals
245,543
Households
87,141

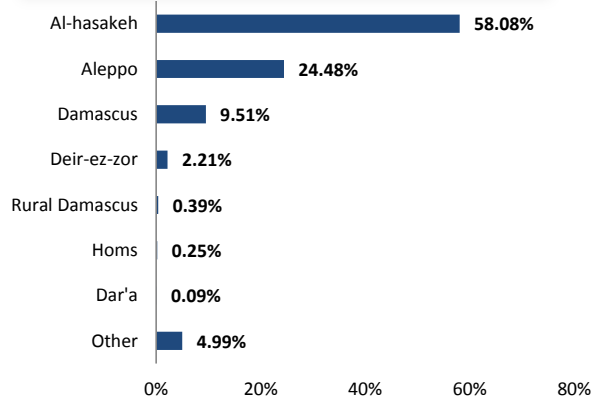
Registration Trend


This profile is based on **245,543** proGres registered individuals

Age and Gender Breakdown

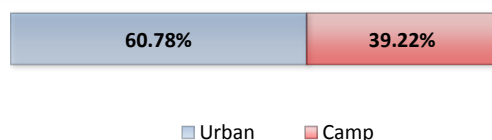


Place of Origin



Governorate	Individuals	Households	% Total
Duhok	93,084	29,233	37.91%
Erbil	114,139	43,479	46.48%
Sulaymaniyah	29,923	11,692	12.19%
Anbar	4,510	1,150	1.84%
Ninewa	1,586	524	0.65%
Kirkuk	799	286	0.33%
Baghdad	622	311	0.25%
Other	880	466	0.36%
Total Iraq	245,543	87,141	100%

Camp and non-camp population comparison



Camps Registered Population			
Camp	Individuals	Households	% Total
Al-Obaidi Camp	1,519	319	1.58%
Akre Settlement	1,286	317	1.34%
Domiz Camp 1	40,243	13,200	41.79%
Domiz Camp 2	7,301	1,679	7.58%
Gawilan Camp	7,357	1,799	7.64%
Basirma Camp	3,566	868	3.70%
Darashakran Camp	10,960	2,510	11.38%
Kawergosk Camp	10,279	2,809	10.68%
Qushtapa Camp	6,510	1,771	6.76%
Arbat Camp	7,269	1,960	7.55%
Total	96,290	27,232	100%

From 16 June 2014, as Al-Obaidi Camp became inaccessible to UN agencies and other humanitarian staff, the camp registered population figure is not updated.