

Total Active Registered Syrians

634,064



519,218

81.9%



114,846

18.1%

Standard Age and Gender

Age	0-4	5-11	12-17	18-35	36-59	60+	Total	%
Female	50,434	67,076	41,436	96,135	53,168	13,253	321,502	50.7%
Male	53,311	70,907	43,882	89,517	45,452	9,493	312,562	49.3%
Total	103,745	137,983	85,318	185,652	98,620	22,746	634,064	100%
	16.4%	21.8%	13.5%	29.3%	15.6%	3.6%		

Place of Origin

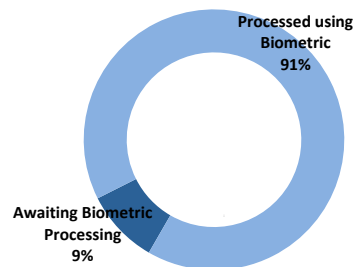
Dar'a	280,655	44.3%
Homs	101,199	16.0%
Rural Damascus	77,928	12.3%
Aleppo	53,368	8.4%
Damascus	48,993	7.7%
Hama	31,359	4.9%
Ar-raqqa	11,272	1.8%
Idleb	10,054	1.6%
Al-hasakeh	4,750	0.7%
Deir-ez-zor	3,945	0.6%
Quneitra	2,825	0.4%
As-sweida	1,276	0.2%
Lattakia	1,264	0.2%
Tartous	348	0.1%
Other	4,828	0.8%

Specific Needs

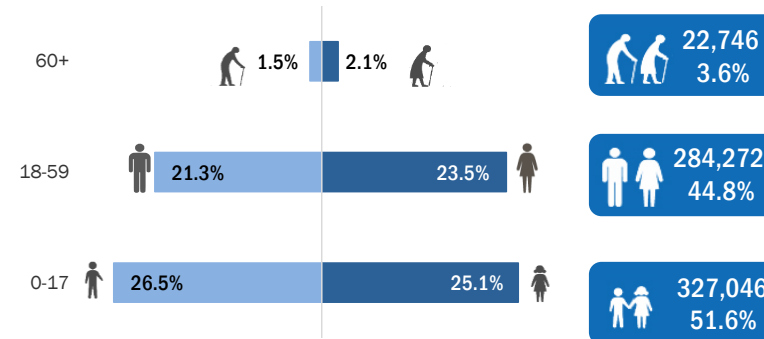
Specific legal and physical protection needs	49,506	7.8%
Child at risk	47,574	7.5%
Serious medical condition	37,096	5.9%
Woman at risk	25,287	4.0%
Single parent	19,759	3.1%
Disability	16,114	2.5%
Older person at risk	5,208	0.8%
Unaccompanied or separated child	4,652	0.7%
Total	205,196	32.4%

* An individual can have more than one specific need

Biometric Statistics (IRIS)



Age-Gender Breakdown



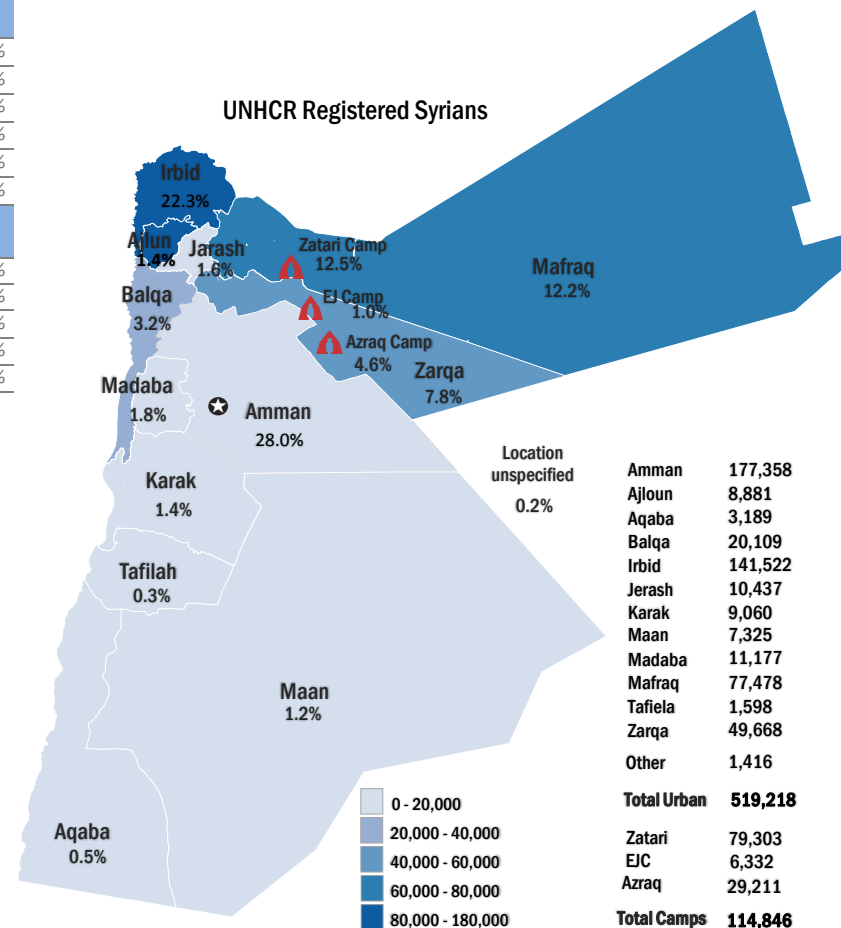
Arrivals

Pre-2011	9,648	1.5%
2011	22,533	3.6%
2012	180,247	28.4%
2013	309,012	48.7%
2014	82,457	13.0%
2015	30,167	4.8%

Registration Trend

2011	2,360	0.2%
2012	129,340	13.5%
2013	665,226	69.3%
2014	121,392	12.7%
2015	41,044	4.3%

UNHCR Registered Syrians



Amman	177,358
Ajloun	8,881
Aqaba	3,189
Balqa	20,109
Irbid	141,522
Jerash	10,437
Karak	9,060
Maan	7,325
Madaba	11,177
Mafraq	77,478
Tafiela	1,598
Zarqa	49,668
Other	1,416
Total Urban	519,218
Zatari	79,303
EJC	6,332
Azraq	29,211
Total Camps	114,846

Syrian Registration Trend since 01 March 2011

