

31 December 2015

Total Active Registered Iraqis

53,014

Standard Age and Gender

Age	0-4	5-11	12-17	18-35	36-59	60+	Total	%
Female	2,229	3,834	2,510	7,719	6,720	2,674	25,686	48.5%
Male	2,416	4,151	2,750	8,797	6,903	2,311	27,328	51.5%
Total	4,645	7,985	5,260	16,516	13,623	4,985	53,014	100%
	8.8%	15.1%	9.9%	31.2%	25.7%	9.4%		

Place of Origin

Baghdad	29,016	54.7%
Erbil	4,833	9.1%
Ninewa	3,412	6.4%
Basrah	3,328	6.3%
Anbar	3,299	6.2%
Dahuk	1,611	3.0%
Salah al-Din	1,195	2.3%
Thi-Qar	1,026	1.9%
Diyala	939	1.8%
Tameem	801	1.5%
Muthanna	471	0.9%
Babylon	402	0.8%
Missan	377	0.7%
Sulaymaniyah	348	0.7%
Najaf	279	0.5%
Wasit	267	0.5%
Qadissiya	192	0.4%
Kerbala	160	0.3%
Other	1,058	2.0%

Specific Needs

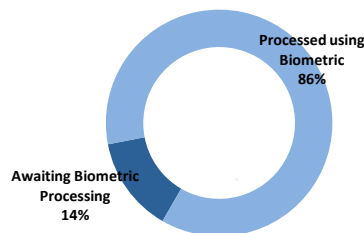
Serious medical condition	4,701	8.9%
Disability	1,757	3.3%
Specific legal and physical protection needs	1,722	3.2%
Child at risk	1,541	2.9%
Woman at risk	1,504	2.8%
Single parent	813	1.5%
Older person at risk	655	1.2%
Unaccompanied or separated child	154	0.3%
Total	12,847	24.2%

* An individual can have more than one specific need

Arrivals

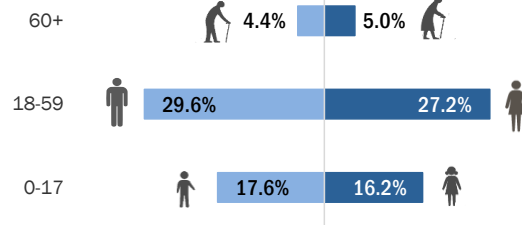
	Arrival	Registration
Pre-2006	4,380	72,668
2006	3,410	4,689
2007	2,227	31,284
2008	1,157	9,761
2009	1,496	6,840
2010	2,185	7,981
2011	2,666	7,767
2012	2,887	4,090
2013	5,389	5,396
2014	19,267	21,538
2015	7,950	9,861

Biometric Statistics (IRIS)



UNHCR Jordan

Age-Gender Breakdown

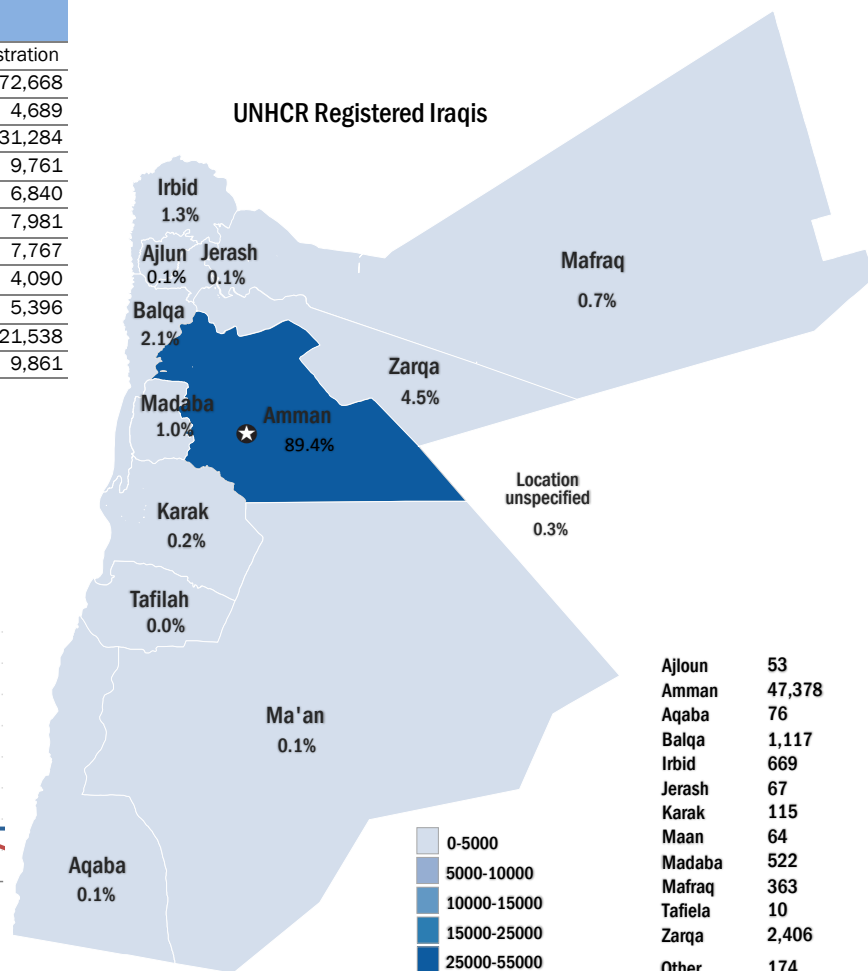


 4,985
9.4%

30,139
56.9%

 17,890
33.7%

UNHCR Registered Iraqis



Iraqi Arrival & Registration Trends since Jan 2013

