

Total Active Registered Syrians **632,228**



Urban

518,695
82.0%


Camps

113,533
18.0%

Standard Age and Gender

Age	0-4	5-11	12-17	18-35	36-59	60+	Total	%
Female	52,540	66,591	40,747	95,344	52,435	12,939	320,596	50.7%
Male	55,508	70,330	43,466	88,143	44,895	9,290	311,632	49.3%
Total	108,048	136,921	84,213	183,487	97,330	22,229	632,228	100%
	17.1%	21.7%	13.3%	29.0%	15.4%	3.5%		

Place of Origin

Dar'a	280,350	44.3%
Homs	100,966	16.0%
Rural Damascus	77,609	12.3%
Aleppo	52,810	8.4%
Damascus	49,021	7.8%
Hama	31,170	4.9%
Ar-raqqa	11,076	1.8%
Idlib	10,037	1.6%
Al-hasakeh	4,671	0.7%
Deir-ez-zor	3,894	0.6%
Quneitra	2,826	0.4%
As-sweida	1,274	0.2%
Lattakia	1,249	0.2%
Tartous	344	0.1%
Other	4,931	0.8%

Specific Needs

Specific legal and physical protection needs	48,587	7.7%
Child at risk	46,438	7.3%
Serious medical condition	36,596	5.8%
Woman at risk	25,295	4.0%
Single parent	19,494	3.1%
Disability	15,877	2.5%
Older person at risk	5,136	0.8%
Unaccompanied or separated child	4,649	0.7%
Total	202,072	32.0%

* An individual can have more than one specific need

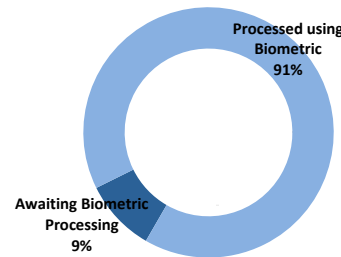
Arrivals

Pre-2011	9,575	1.5%
2011	22,577	3.6%
2012	180,729	28.6%
2013	309,720	49.0%
2014	82,422	13.0%
2015	27,205	4.3%

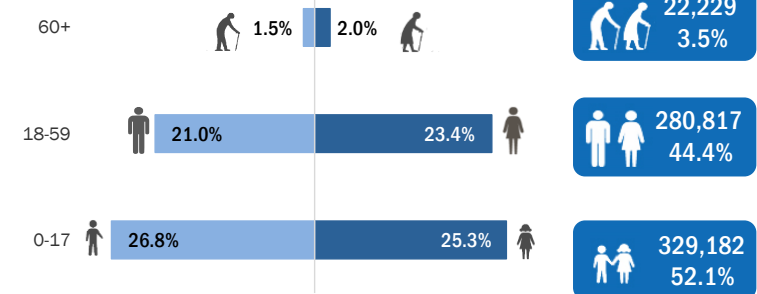
Registration Trend

2011	2,360	0.2%
2012	129,340	13.5%
2013	665,227	69.6%
2014	121,394	12.7%
2015	37,285	3.9%

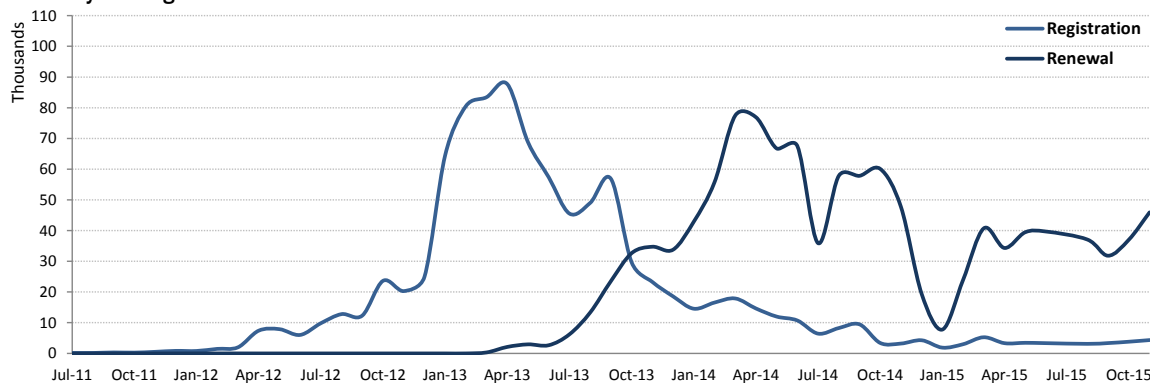
Biometric Statistics (IRIS)



Age-Gender Breakdown



Syrian Registration Trend since 01 March 2011



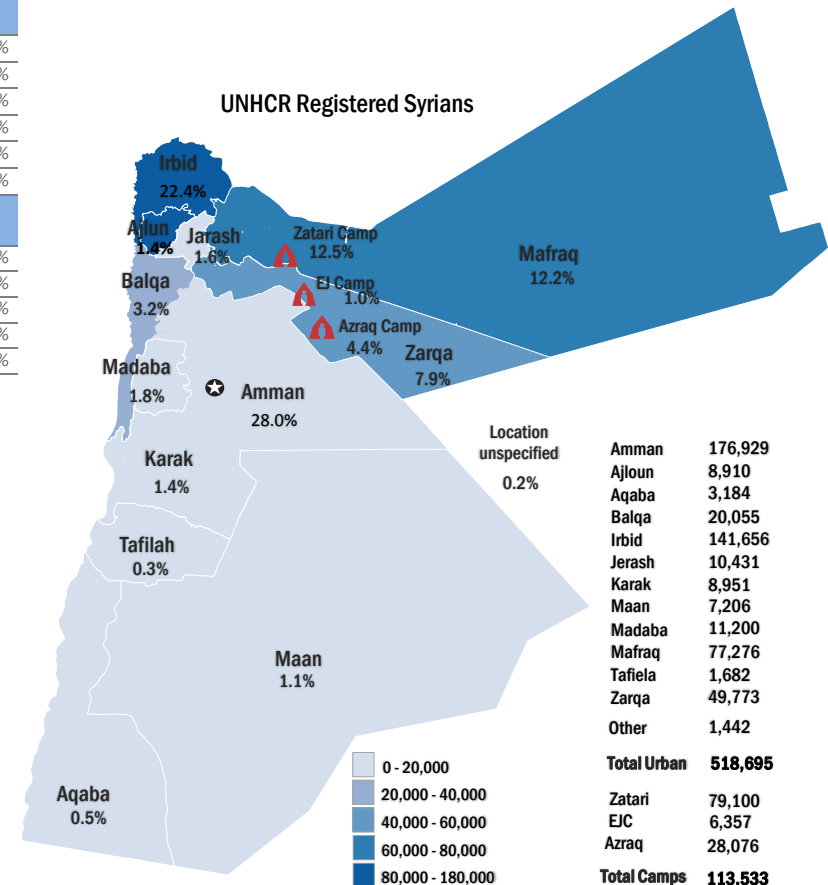
Interagency Portal: <http://data.unhcr.org/Syrianrefugees>

UNHCR on the web: <http://www.unhcr.org>

UNHCR on Social network: <http://www.facebook.com/UNHCRJordan>; http://twitter.com/And_Harper; <http://twitter.com/ZaatariCamp>

DAG Jordan

UNHCR Registered Syrians



* Coloured map only reflects refugees living outside camps.