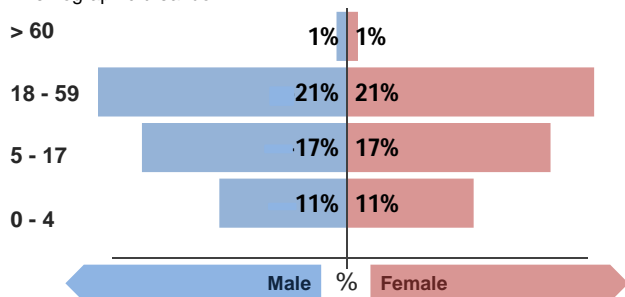


## Refugee population

Total refugee population: **20,975**

Demographic breakdown:



## Key facts

Camp opened:  
**May 2014**

## Indicators at a glance

1 Health utilisation rate	3.9	✓
2 Number of consultations per clinician per day	27	✓
3 Hospitalisation rate	10.4	
4 Crude Mortality Rate (CMR) (/1000/month)	0.1	✓
5 Under-five Mortality Rate (U5MR) (/1000/month)	0.1	✓
6 Neonatal Mortality Rate (NNMR) (/1000 livebirths)	13.2	✓

## Notes

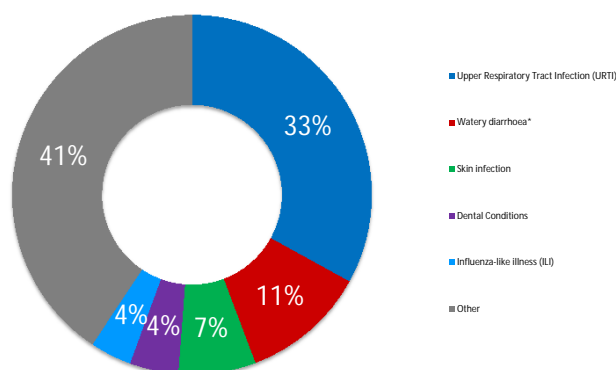
This public health profile for Azraq refugee camp is compiled from health facility data from the following partners:

- IMC Clinics
- IFRC hospital

Data is collected using standardised Health Information System (HIS) data collection and reporting tools and aims to be as accurate as possible.

## Morbidity

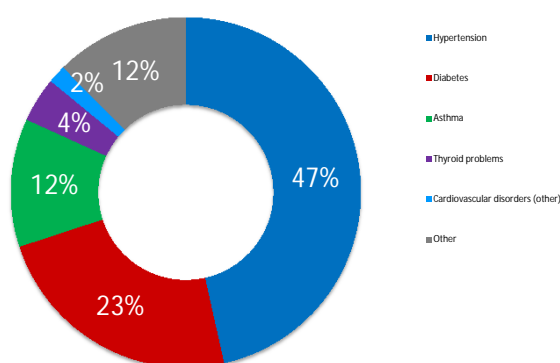
### Acute health conditions (%)



### Top 5 acute health conditions

	% morbidity	# of cases
1 Upper Respiratory Tract Infection (URTI)	33%	5,023
2 Watery diarrhoea*	11%	1,711
3 Skin infection	7%	1,059
4 Dental Conditions	4%	667
5 Influenza-like illness (ILI)	4%	569
- Other	41%	6,188

### Chronic health conditions (%)

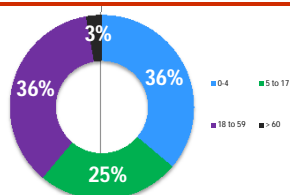


### Top 5 chronic health conditions

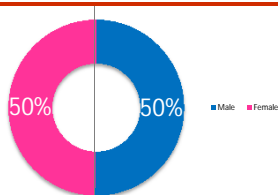
	% morbidity	# of cases
1 Hypertension	46%	695
2 Diabetes	23%	351
3 Asthma	12%	177
4 Thyroid problems	4%	62
5 Cardiovascular disorders (other)	2%	25
- Other	12%	185

### Breakdown of acute health conditions

#### by age



#### by gender



UNHCR gratefully acknowledges the support of the following partners:



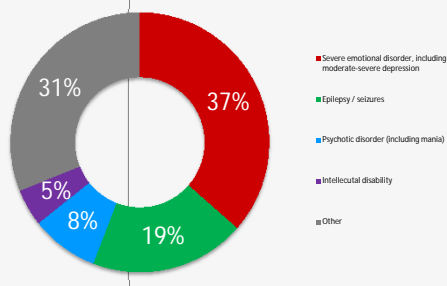
International Federation of Red Cross and Red Crescent Societies

## Public Health

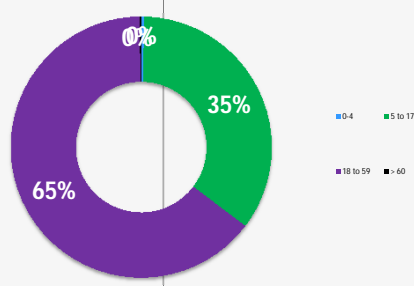
Health Impact	Indicator	Standard	
Crude Mortality Rate (CMR) (/1000/month)	0.1	< 0.48	✓
Under-five Mortality Rate (U5MR) (/1000/month)	0.1	< 1.5	✓
Neonatal Mortality Rate (NNMR) (/1000 livebirths)	13.2	< 14.9	✓
<b>Access and utilization</b>			
No. of health facilities	2	1 : 10488	1 : < 10,000 ✗
Total number of consultations	20,501		
Health utilisation rate	3.9	1 - 4	✓
No. of consultations per trained clinician per day	27	< 50	✓

### Breakdown of mental health conditions

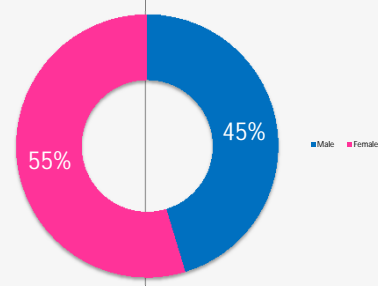
By cause



By age

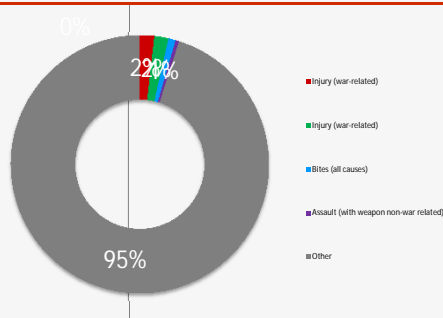


By gender

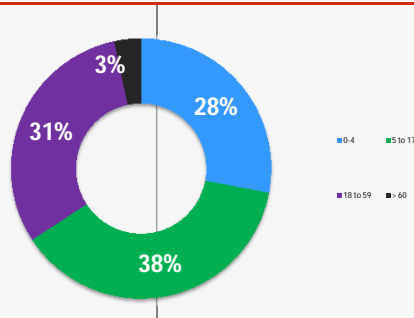


### Breakdown of injuries

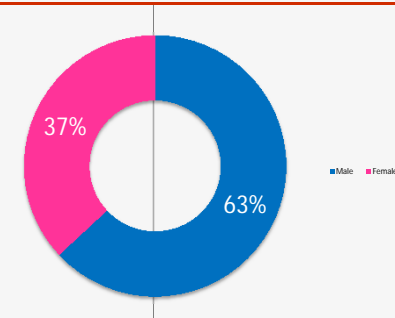
By cause



By age

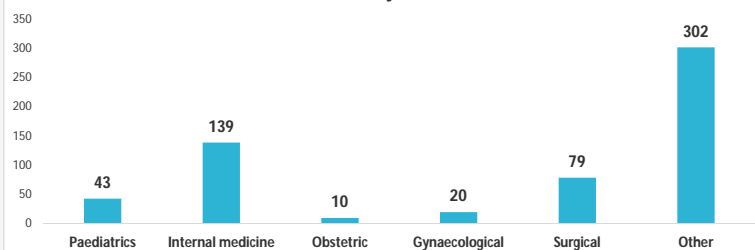


By gender



## Referral

Referral by Services



International Federation of Red Cross and Red Crescent Societies



View interactive maps and statistics online  
<http://twine.unhcr.org>

#### Legend:

✓ Standard met

⚠ Interpret data with care



Standard borderline



Data missing

✗ Standard not met

