

Total Active Registered Syrians **631,172**



Urban

518,368
82.1%


Camps

112,804
17.9%

Standard Age and Gender

Age	0-4	5-11	12-17	18-35	36-59	60+	Total	%
Female	52,152	66,497	40,721	95,377	52,396	12,939	320,082	50.7%
Male	55,150	70,177	43,472	88,105	44,890	9,296	311,090	49.3%
Total	107,302	136,674	84,193	183,482	97,286	22,235	631,172	100%
	17.0%	21.7%	13.3%	29.1%	15.4%	3.5%		

Place of Origin

Dar'a	280,322	44.4%
Homs	100,825	16.0%
Rural Damascus	77,484	12.3%
Aleppo	52,439	8.3%
Damascus	49,018	7.8%
Hama	31,060	4.9%
Ar-raqqa	10,953	1.7%
Idlib	9,972	1.6%
Al-hasakeh	4,645	0.7%
Deir-ez-zor	3,818	0.6%
Quneitra	2,827	0.4%
As-sweida	1,247	0.2%
Lattakia	1,244	0.2%
Tartous	343	0.1%
Other	4,975	0.8%

Specific Needs

Specific legal and physical protection needs	47,864	7.6%
Child at risk	45,696	7.2%
Serious medical condition	36,261	5.7%
Woman at risk	25,314	4.0%
Single parent	19,221	3.0%
Disability	15,761	2.5%
Older person at risk	5,098	0.8%
Unaccompanied or separated child	4,633	0.7%
Total	199,848	31.7%

* An individual can have more than one specific need

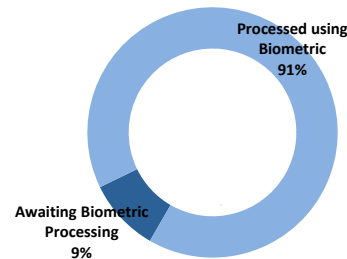
Arrivals

Pre-2011	9,558	1.5%
2011	22,585	3.6%
2012	180,988	28.7%
2013	310,109	49.1%
2014	82,400	13.1%
2015	25,532	4.0%

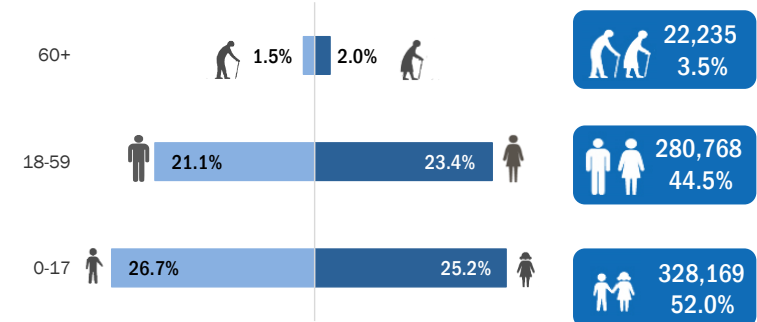
Registration Trend

2011	2,360	0.2%
2012	129,340	13.6%
2013	665,228	69.8%
2014	121,394	12.7%
2015	35,213	3.7%

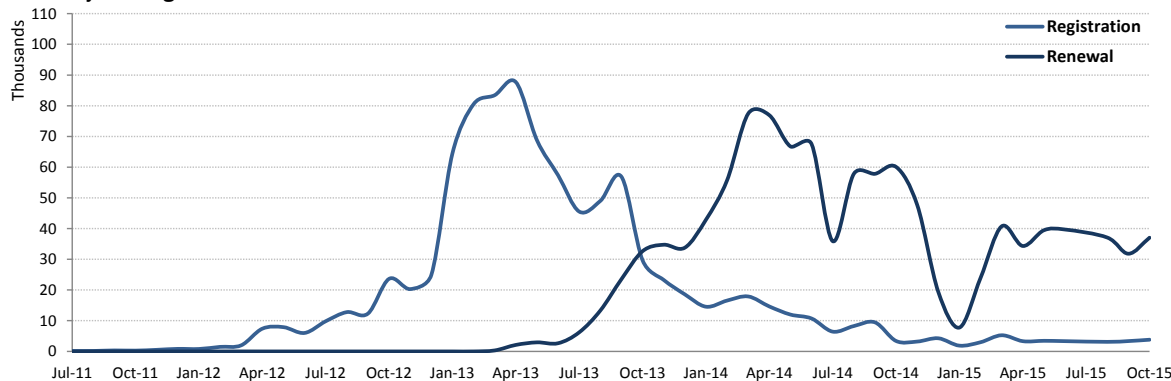
Biometric Statistics (IRIS)



Age-Gender Breakdown

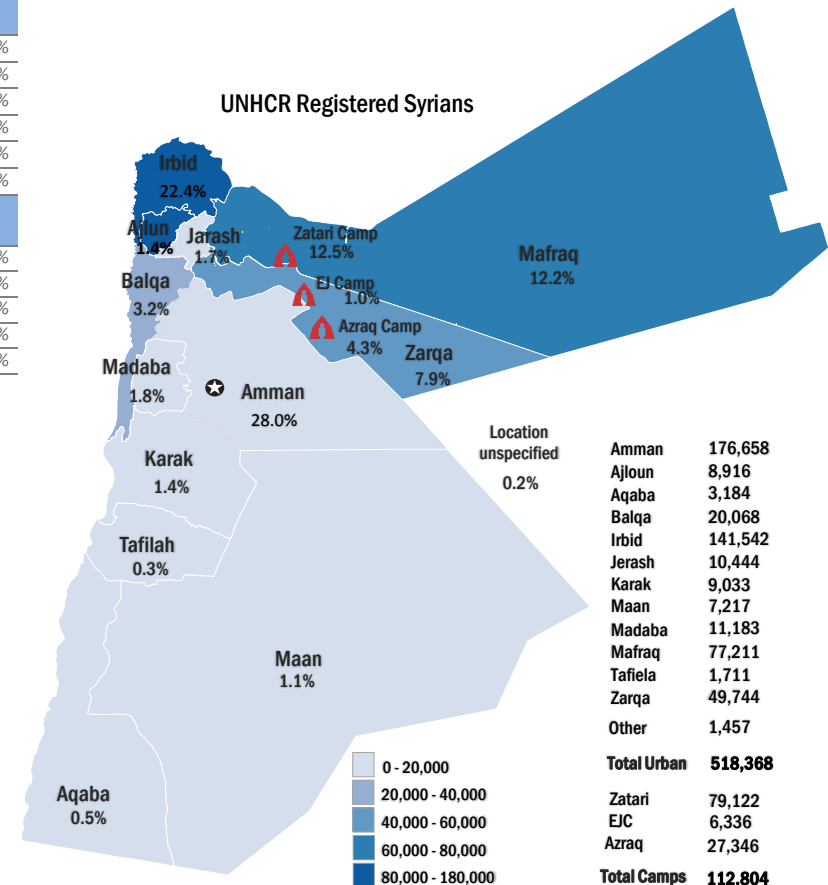


Syrian Registration Trend since 01 March 2011



Interagency Portal: <http://data.unhcr.org/Syrianrefugees>
 UNHCR on the web: <http://www.unhcr.org>
 UNHCR on Social network: <http://www.facebook.com/UNHCRJordan>; http://twitter.com/And_Harper; <http://twitter.com/ZaatariCamp>
 DAG Jordan

UNHCR Registered Syrians



* Coloured map only reflects refugees living outside camps.