

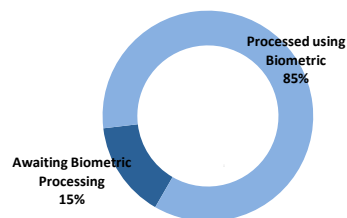
Total Active Registered Iraqis

51,499

Standard Age and Gender

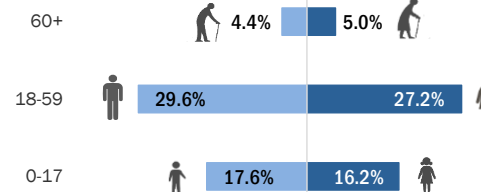
Age	0-4	5-11	12-17	18-35	36-59	60+	Total	%
Female	2,185	3,730	2,411	7,489	6,505	2,585	24,905	48.4%
Male	2,385	4,026	2,667	8,604	6,653	2,259	26,594	51.6%
Total	4,570	7,756	5,078	16,093	13,158	4,844	51,499	100%
	8.9%	15.1%	9.9%	31.2%	25.6%	9.4%		

Biometric Statistics (IRIS)



UNHCR Jordan

Age-Gender Breakdown



	4,844 9.4%
	29,251 56.8%
	17,404 33.8%

Place of Origin

Baghdad	28,501	55.3%
Erbil	4,515	8.8%
Ninewa	3,363	6.5%
Basrah	3,174	6.2%
Anbar	3,161	6.1%
Dahuk	1,527	3.0%
Salah al-Din	1,165	2.3%
Thi-Qar	935	1.8%
Diyala	925	1.8%
Tameem	754	1.5%
Muthanna	468	0.9%
Babylon	407	0.8%
Sulaymaniyah	345	0.7%
Missan	318	0.6%
Najaf	279	0.5%
Wassit	257	0.5%
Qadissiya	183	0.4%
Kerbala	161	0.3%
Other	1,061	2.1%

Specific Needs

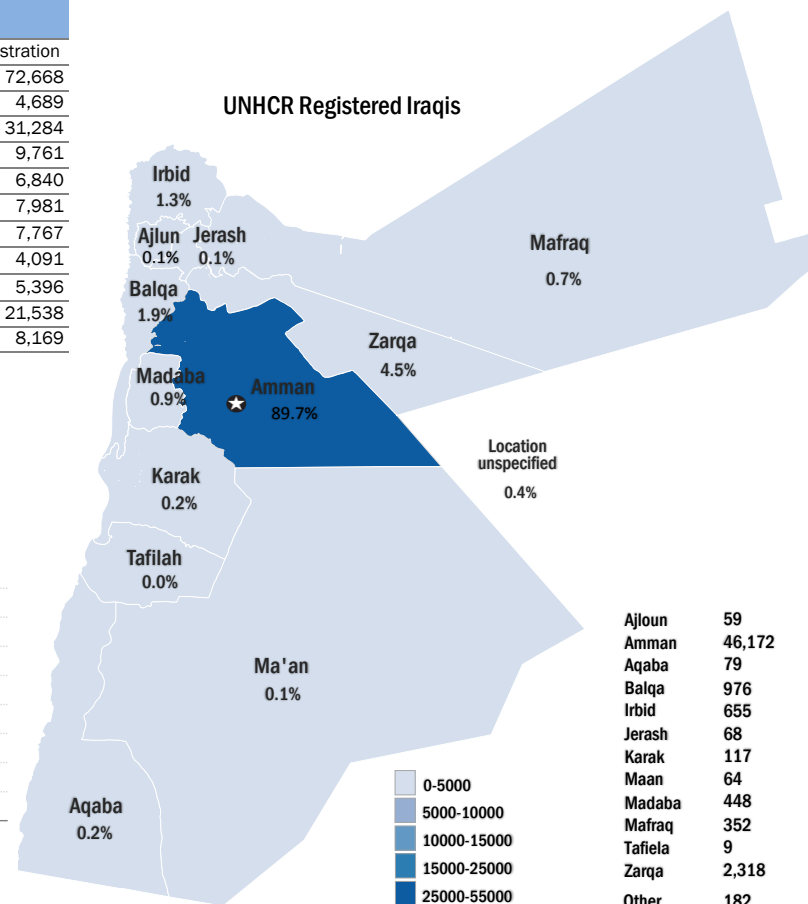
Serious medical condition	4,419	8.6%
Specific legal and physical protection needs	1,703	3.3%
Disability	1,646	3.2%
Woman at risk	1,451	2.8%
Child at risk	1,345	2.6%
Single parent	744	1.4%
Older person at risk	621	1.2%
Unaccompanied or separated child	153	0.3%
Total	12,082	23.5%

* An individual can have more than one specific need

Arrivals

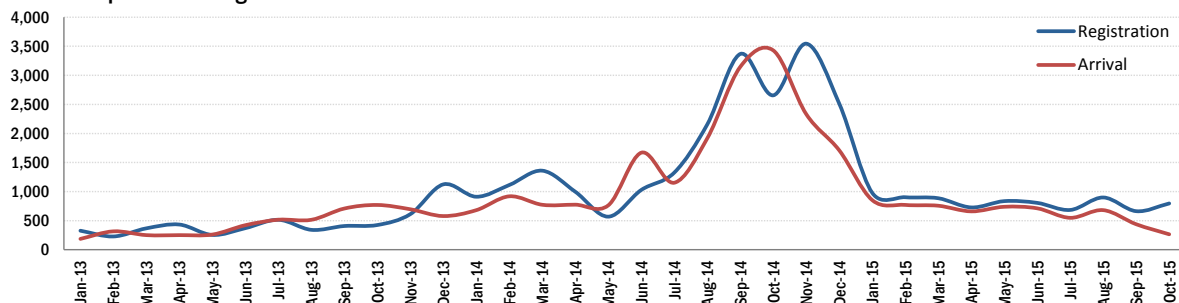
	Arrival	Registration
Pre-2006	4,376	72,668
2006	3,396	4,689
2007	2,214	31,284
2008	1,153	9,761
2009	1,494	6,840
2010	2,166	7,981
2011	2,678	7,767
2012	2,886	4,091
2013	5,460	5,396
2014	19,261	21,538
2015	6,415	8,169

UNHCR Registered Iraqis



Ajloun	59
Amman	46,172
Aqaba	79
Balqa	976
Irbid	655
Jerash	68
Karak	117
Maan	64
Madaba	448
Mafraq	352
Tafiela	9
Zarqa	2,318
Other	182

Iraqi Arrival & Registration Trends since Jan 2013



Interagency Portal: <http://data.unhcr.org/Syrianrefugees>
 UNHCR on the web: <http://www.unhcr.io>; <http://www.unhcr.org>
 UNHCR on Social network: <http://www.facebook.com/UNHCRJordan>; http://twitter.com/And_Harper; <http://twitter.com/ZaatariCamp>
 DAG Jordan

* Coloured map only reflects refugees living outside camps.