

Total Active Registered Syrians **630,176**

518,264
Urban
82.2%

111,912
Camps
17.8%

Standard Age and Gender

Age	0-4	5-11	12-17	18-35	36-59	60+	Total	%
Female	51,804	66,393	40,736	95,365	52,309	12,950	319,557	50.7%
Male	54,731	70,072	43,472	88,166	44,876	9,302	310,619	49.3%
Total	106,535	136,465	84,208	183,531	97,185	22,252	630,176	100%
	16.9%	21.7%	13.4%	29.1%	15.4%	3.5%		

Place of Origin

Dar'a	280,443	44.5%
Homs	100,679	16.0%
Rural Damascus	77,367	12.3%
Aleppo	52,079	8.3%
Damascus	48,977	7.8%
Hama	30,965	4.9%
Ar-raqqa	10,775	1.7%
Idleb	9,869	1.6%
Al-hasakeh	4,605	0.7%
Deir-ez-zor	3,736	0.6%
Quneitra	2,840	0.5%
As-sweida	1,243	0.2%
Lattakia	1,230	0.2%
Tartous	341	0.1%
Other	5,032	0.8%

Specific Needs

Specific legal and physical protection needs	46,871	7.4%
Child at risk	44,900	7.1%
Serious medical condition	35,843	5.7%
Woman at risk	25,260	4.0%
Single parent	18,971	3.0%
Disability	15,626	2.5%
Older person at risk	5,027	0.8%
Unaccompanied or separated child	4,626	0.7%
Total	197,124	31.3%

* An individual can have more than one specific need

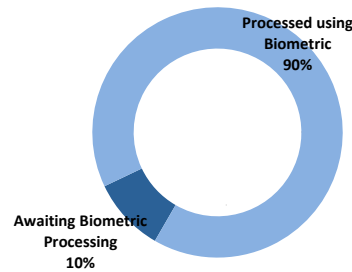
Arrivals

Pre-2011	9,520	1.5%
2011	22,588	3.6%
2012	181,397	28.8%
2013	310,597	49.3%
2014	82,416	13.1%
2015	23,658	3.8%

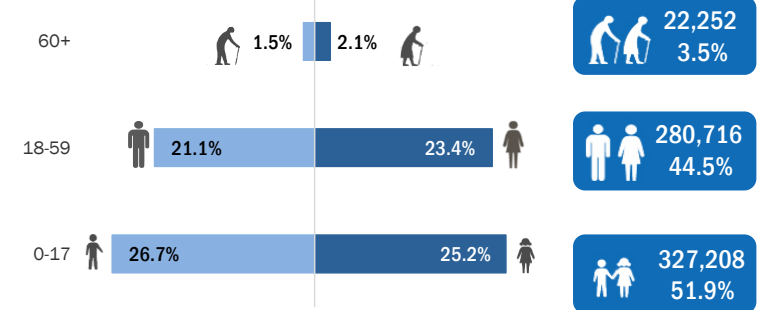
Registration Trend

2011	2,360	0.2%
2012	129,337	13.6%
2013	665,229	69.9%
2014	121,393	12.8%
2015	32,943	3.5%

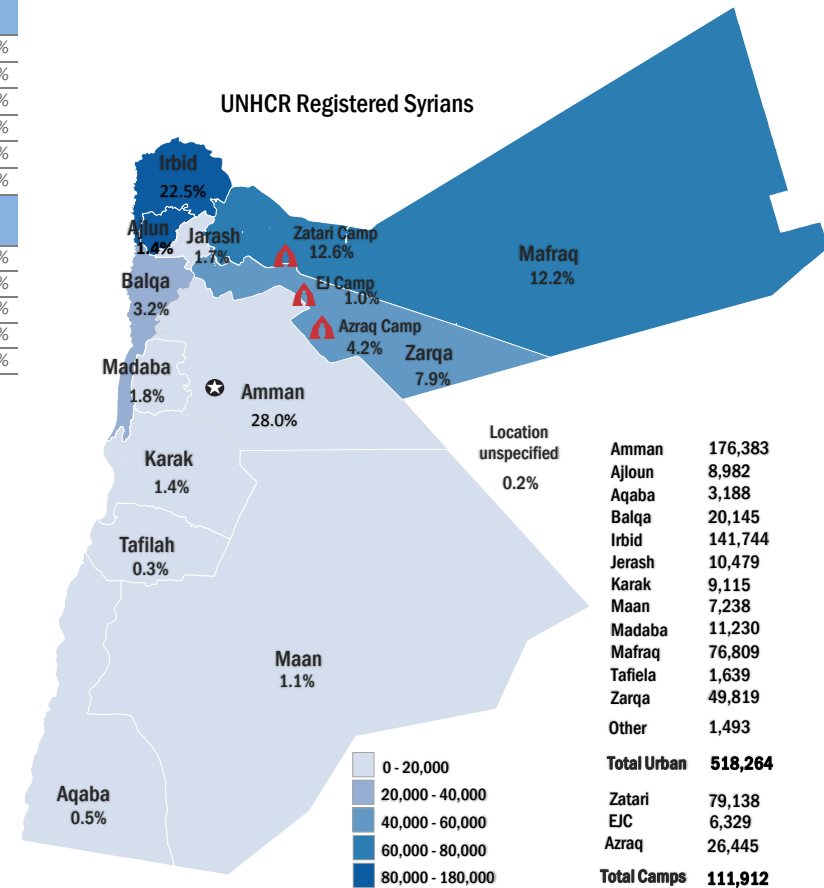
Biometric Statistics (IRIS)



Age-Gender Breakdown



UNHCR Registered Syrians



Syrian Registration Trend since 01 March 2011

