

Total Active Registered Iraqis **51,105**

## Standard Age and Gender

Age	0-4	5-11	12-17	18-35	36-59	60+	Total	%
Female	2,177	3,694	2,390	7,432	6,452	2,570	24,715	48.4%
Male	2,371	3,978	2,653	8,535	6,609	2,244	26,390	51.6%
Total	4,548	7,672	5,043	15,967	13,061	4,814	51,105	100%
	8.9%	15.0%	9.9%	31.2%	25.6%	9.4%		

## Place of Origin

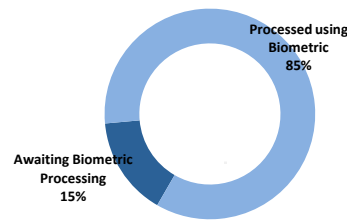
Baghdad	28,172	55.1%
Erbil	4,399	8.6%
Ninewa	3,354	6.6%
Basrah	3,090	6.0%
Anbar	3,036	5.9%
Dahuk	1,505	2.9%
Salah al-Din	1,153	2.3%
Diyala	909	1.8%
Thi-Qar	909	1.8%
Tameem	736	1.4%
Muthanna	460	0.9%
Babylon	400	0.8%
Sulaymaniyah	328	0.6%
Missan	316	0.6%
Najaf	268	0.5%
Wassit	249	0.5%
Qadissiya	181	0.4%
Kerbala	161	0.3%
Other	1,479	2.9%

## Specific Needs

Serious medical condition	4,354	8.5%
Specific legal and physical protection needs	1,684	3.3%
Disability	1,613	3.2%
Woman at risk	1,436	2.8%
Child at risk	1,281	2.5%
Single parent	715	1.4%
Older person at risk	606	1.2%
Unaccompanied or separated child	157	0.3%
Total	11,846	23.2%

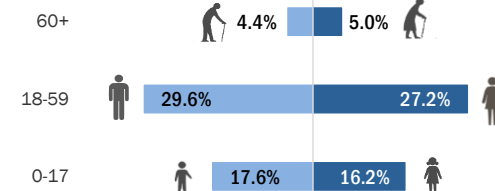
\* An individual can have more than one specific need

## Biometric Statistics (IRIS)



## UNHCR Jordan

### Age-Gender Breakdown

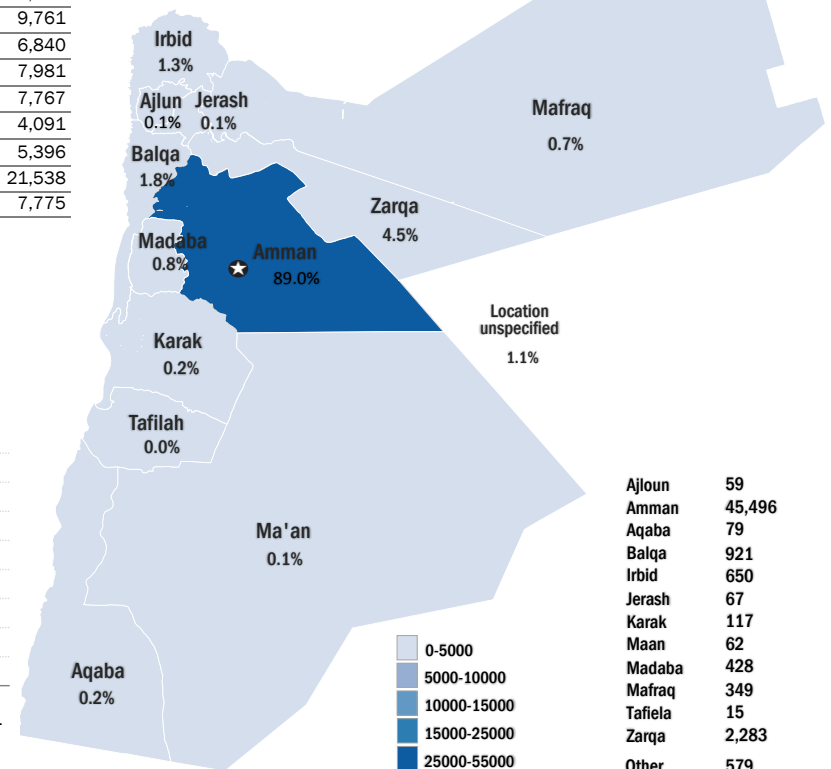


4,814	9.4%
29,028	56.8%
17,263	33.8%

## Arrivals

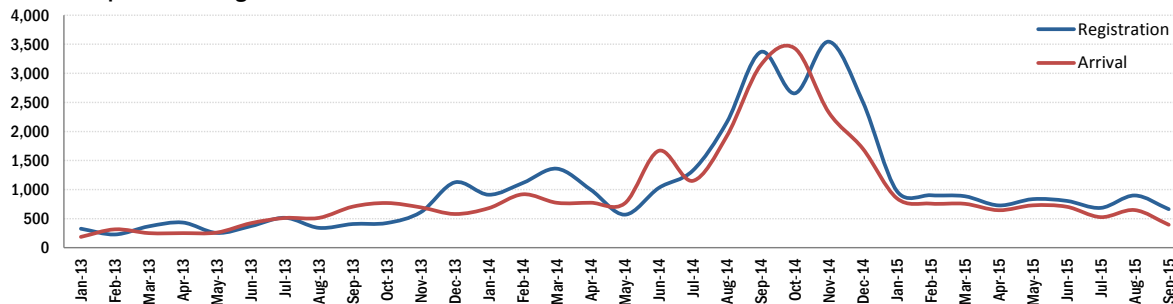
Arrival	Registration
Pre-2006	4,375
2006	3,387
2007	2,202
2008	1,154
2009	1,486
2010	2,158
2011	2,685
2012	2,887
2013	5,450
2014	19,247
2015	6,074

## UNHCR Registered Iraqis



Ajloun	59
Amman	45,496
Aqaba	79
Balqa	921
Irbid	650
Jerash	67
Karak	117
Ma'an	62
Madaba	428
Ma'raq	349
Tafilah	15
Zarqa	2,283
Other	579

## Iraqi Arrival & Registration Trends since Jan 2013



Interagency Portal: <http://data.unhcr.org/Syrianrefugees>  
 UNHCR on the web: <http://www.unhcr.org>; <http://www.unhcr.org>  
 UNHCR on Social Network: <http://www.facebook.com/UNHCRJordan>; [http://twitter.com/And\\_Harper](http://twitter.com/And_Harper); <http://twitter.com/ZaatariCamp>  
 DAG Jordan

\* Coloured map only reflects refugees living outside camps.