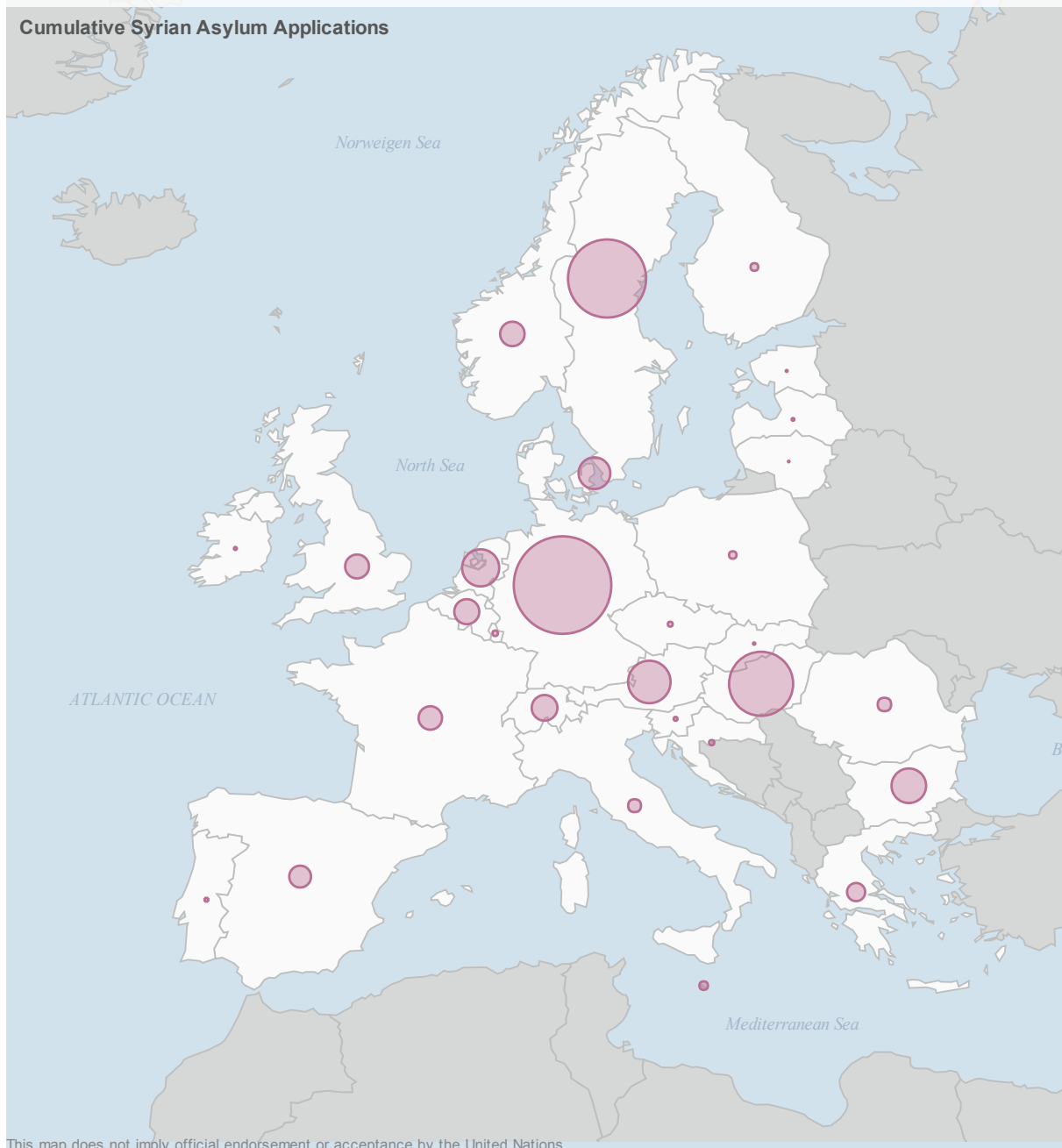


# EUROPE: Syrian Asylum Applications

From Apr 2011 to Sep 2015

## Cumulative Syrian Asylum Applications



This map does not imply official endorsement or acceptance by the United Nations

## Europe

All European countries



## EU+ Countries

Including Norway and Switzerland

## About

The number of Syrians arriving in Europe seeking international protection continues to increase. However, it remains low compared to Syria's neighboring countries, with slightly more than 10% of those who have fled the conflict seeking safety in Europe.

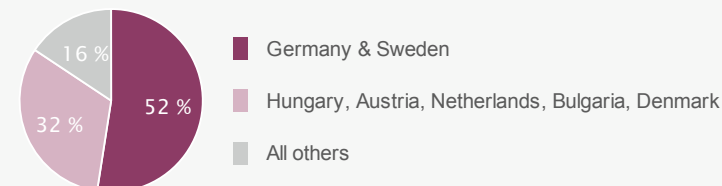
## Total Asylum Applications

**392,197** between Apr 2011 and Sep 2015

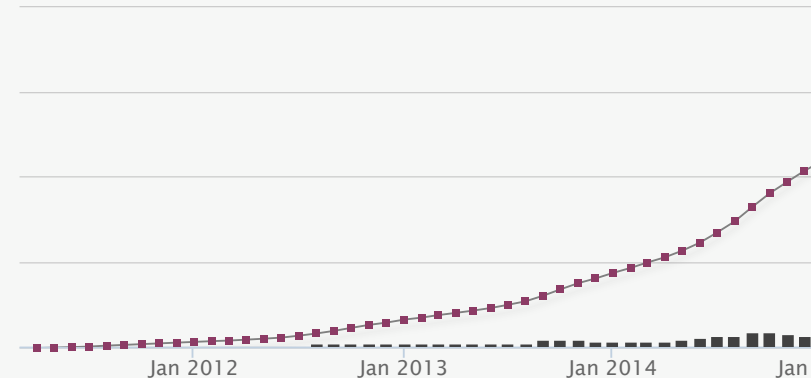
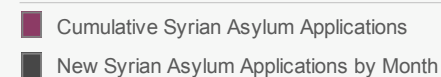
**125,666** in 2014 only

**Note:** Data for the 28 EU Member States plus Norway and Switzerland (EU+). To the extent possible, the figures reflect first time asylum applications, but some of the statistics are likely to include repeated applications (same or different country).

## Top Countries



## Evolution of Asylum Applications



**Note:** In Turkey, 1,938,999 Syrian refugees have been registered by the authorities (as of 25 August 2015).