

Total Active Registered Iraqis **50,340**

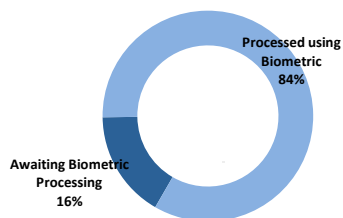
Standard Age and Gender								
Age	0-4	5-11	12-17	18-35	36-59	60+	Total	%
Female	2,197	3,619	2,356	7,301	6,351	2,523	24,347	48.4%
Male	2,384	3,897	2,632	8,391	6,482	2,207	25,993	51.6%
Total	4,581	7,516	4,988	15,692	12,833	4,730	50,340	100%
	9.1%	14.9%	9.9%	31.2%	25.5%	9.4%		

Place of Origin		
Baghdad	27,980	55.6%
Erbil	4,346	8.6%
Ninewa	3,384	6.7%
Basrah	3,093	6.1%
Anbar	2,953	5.9%
Dahuk	1,475	2.9%
Salah al-Din	1,144	2.3%
Thi-Qar	907	1.8%
Diyala	899	1.8%
Tameem	712	1.4%
Muthanna	455	0.9%
Babylon	391	0.8%
Sulaymaniyah	318	0.6%
Missan	312	0.6%
Najaf	270	0.5%
Wassit	253	0.5%
Qadissiya	178	0.4%
Kerbala	160	0.3%
Other	1,110	2.2%

Specific Needs			
Serious medical condition	4,162	8.3%	
Specific legal and physical protection needs	1,658	3.3%	
Disability	1,554	3.1%	
Woman at risk	1,384	2.7%	
Child at risk	1,139	2.3%	
Single parent	626	1.2%	
Older person at risk	586	1.2%	
Unaccompanied or separated child	158	0.3%	
Total	11,267	22.4%	

* An individual can have more than one specific need

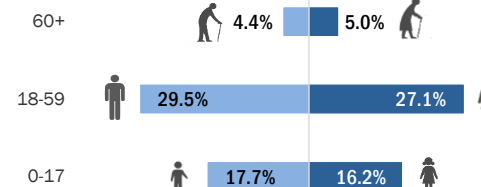
Biometric Statistics (IRIS)



Arrivals		
	Arrival	Registration
Pre-2006	4,376	72,668
2006	3,381	4,689
2007	2,202	31,284
2008	1,163	9,761
2009	1,482	6,840
2010	2,167	7,981
2011	2,690	7,766
2012	2,906	4,091
2013	5,542	5,396
2014	19,275	21,538
2015	5,156	6,713

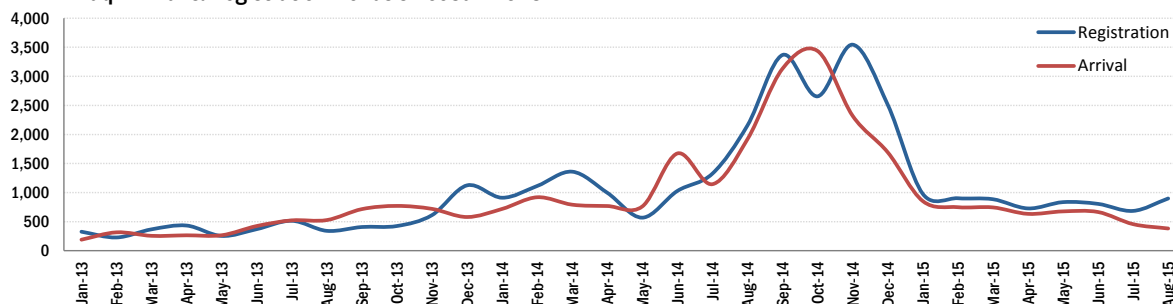
UNHCR Jordan

Age-Gender Breakdown



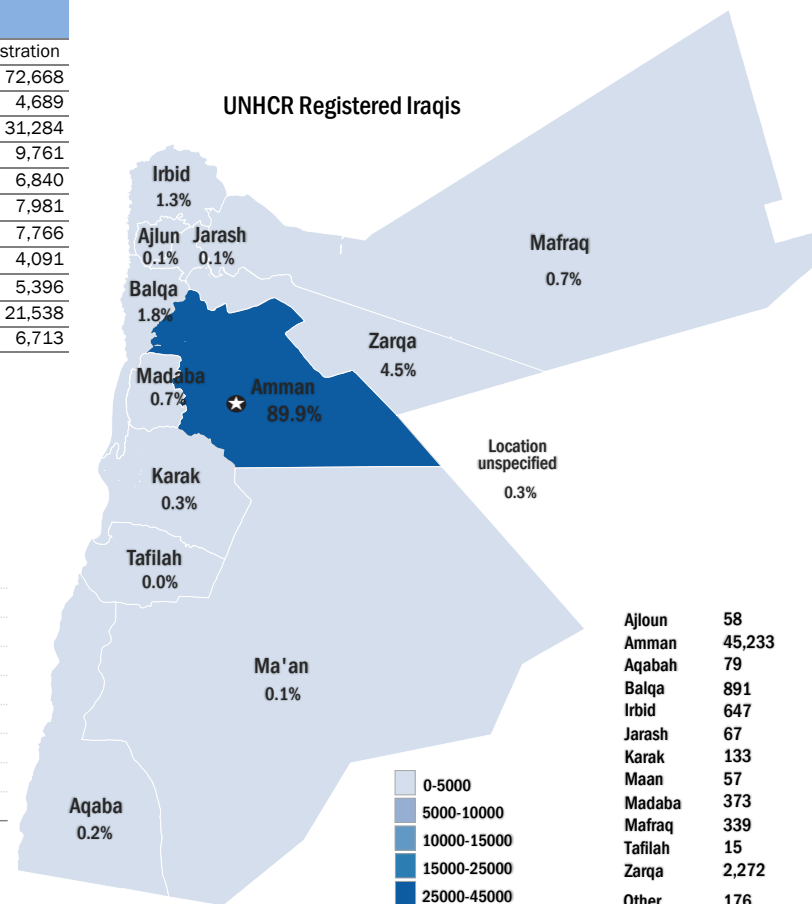
	4,730	9.4%
	28,525	56.7%
	17,085	33.9%

Iraqi Arrival & Registration Trends since Jan 2013



Interagency Portal: <http://data.unhcr.org/Syrianrefugees>
 UNHCR on the web: <http://www.unhcr.io>; <http://www.unhcr.org>
 UNHCR on Social network: <http://www.facebook.com/UNHCRJordan>; http://twitter.com/And_Harper; <http://twitter.com/ZaatariCamp>
 DAG Jordan

UNHCR Registered Iraqis



* Coloured map only reflects refugees living outside camps.