

Total Active Registered Syrians **629,058**

Urban **521,639**
82.9%

Camps **107,419**
17.1%

Standard Age and Gender

Age	0-4	5-11	12-17	18-35	36-59	60+	Total	%
Female	51,393	65,807	40,930	95,784	52,084	12,956	318,954	50.7%
Male	54,375	69,425	43,549	88,641	44,759	9,355	310,104	49.3%
Total	105,768	135,232	84,479	184,425	96,843	22,311	629,058	100%
	16.8%	21.5%	13.4%	29.3%	15.4%	3.5%		

Place of Origin

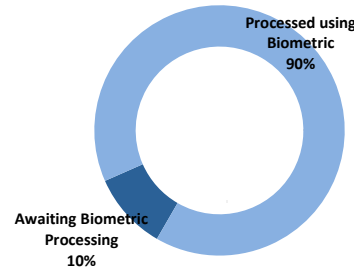
Dar'a	283,735	45.1%
Homs	100,382	16.0%
Rural Damascus	76,935	12.2%
Aleppo	49,931	7.9%
Damascus	48,983	7.8%
Hama	30,521	4.9%
Ar-raqqa	9,877	1.6%
Idlib	9,708	1.5%
Al-hasakeh	4,448	0.7%
Deir-ez-zor	3,291	0.5%
Quneitra	2,911	0.5%
Lattakia	1,195	0.2%
As-sweida	1,103	0.2%
Tartous	335	0.1%
Other	5,703	0.9%

Specific Needs

Specific legal and physical protection needs	42,141	6.7%
Child at risk	40,740	6.5%
Serious medical condition	32,720	5.2%
Woman at risk	24,306	3.9%
Single parent	17,198	2.7%
Disability	14,644	2.3%
Older person at risk	4,646	0.7%
Unaccompanied or separated child	4,619	0.7%
Total	181,014	28.8%

* An individual can have more than one specific need

Biometric Statistics (IRIS)



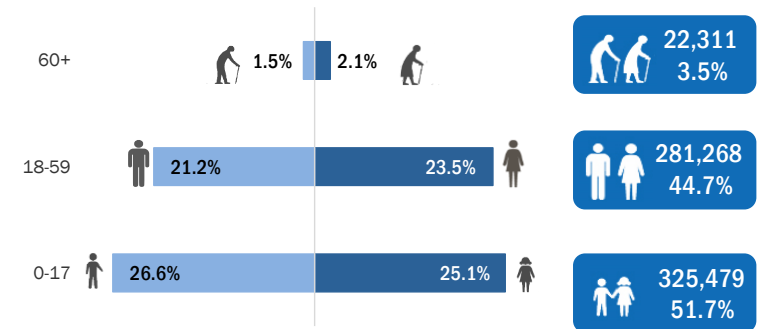
Arrivals

Pre-2011	9,420	1.5%
2011	22,659	3.6%
2012	183,985	29.2%
2013	315,556	50.2%
2014	83,313	13.2%
2015	14,125	2.2%

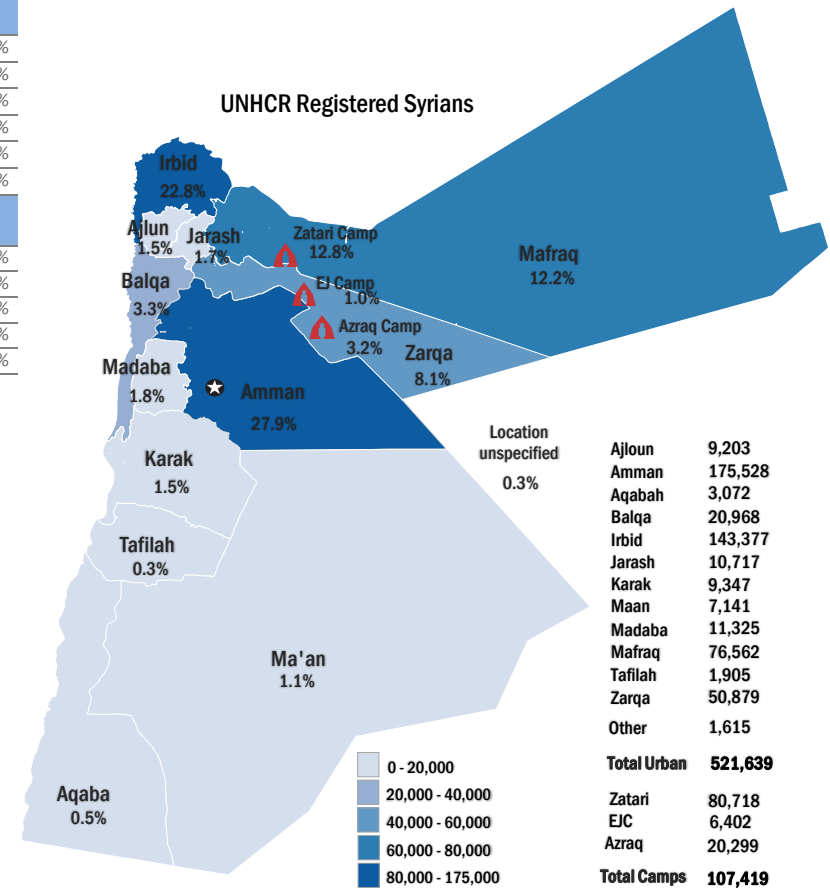
Registration Trend

2011	2,361	0.3%
2012	129,338	13.8%
2013	665,227	70.8%
2014	121,392	12.9%
2015	21,473	2.3%

Age-Gender Breakdown



UNHCR Registered Syrians



Syrian Registration Trend since 01 March 2011

