

Total Active Registered Syrians

628,634



521,239

82.9%



107,395

17.1%

Standard Age and Gender

| Age | 0-4 | 5-11 | 12-17 | 18-35 | 36-59 | 60+ | Total | % |
|--------------|----------------|----------------|---------------|----------------|---------------|---------------|----------------|-------------|
| Female | 51,404 | 65,620 | 40,868 | 96,022 | 51,892 | 12,904 | 318,710 | 50.7% |
| Male | 54,370 | 69,323 | 43,470 | 88,792 | 44,634 | 9,335 | 309,924 | 49.3% |
| Total | 105,774 | 134,943 | 84,338 | 184,814 | 96,526 | 22,239 | 628,634 | 100% |
| | 16.8% | 21.5% | 13.4% | 29.4% | 15.4% | 3.5% | | |

Place of Origin

| | | |
|----------------|---------|-------|
| Dar'a | 284,383 | 45.2% |
| Homs | 100,492 | 16.0% |
| Rural Damascus | 76,582 | 12.2% |
| Aleppo | 49,594 | 7.9% |
| Damascus | 49,006 | 7.8% |
| Hama | 30,415 | 4.8% |
| Idleb | 9,662 | 1.5% |
| Ar-raqqa | 9,645 | 1.5% |
| Al-hasakeh | 4,248 | 0.7% |
| Deir-ez-zor | 3,174 | 0.5% |
| Quneitra | 2,932 | 0.5% |
| Lattakia | 1,188 | 0.2% |
| As-sweida | 1,034 | 0.2% |
| Tartous | 323 | 0.1% |
| Other | 5,956 | 0.9% |

Specific Needs

| | | |
|--|----------------|--------------|
| Specific legal and physical protection needs | 41,232 | 6.6% |
| Child at risk | 38,742 | 6.2% |
| Serious medical condition | 31,552 | 5.0% |
| Woman at risk | 24,296 | 3.9% |
| Single parent | 16,565 | 2.6% |
| Disability | 14,233 | 2.3% |
| Unaccompanied or separated child | 4,620 | 0.7% |
| Older person at risk | 4,503 | 0.7% |
| Total | 175,743 | 28.0% |

* An individual can have more than one specific need

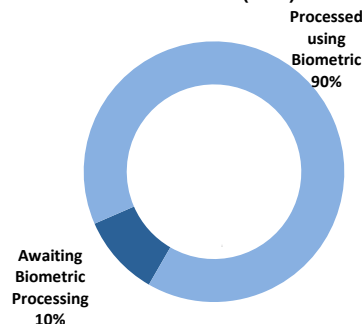
Arrivals

| | | |
|----------|---------|-------|
| Pre-2011 | 9,364 | 1.5% |
| 2011 | 22,640 | 3.6% |
| 2012 | 184,647 | 29.4% |
| 2013 | 317,144 | 50.4% |
| 2014 | 83,871 | 13.3% |
| 2015 | 10,968 | 1.7% |

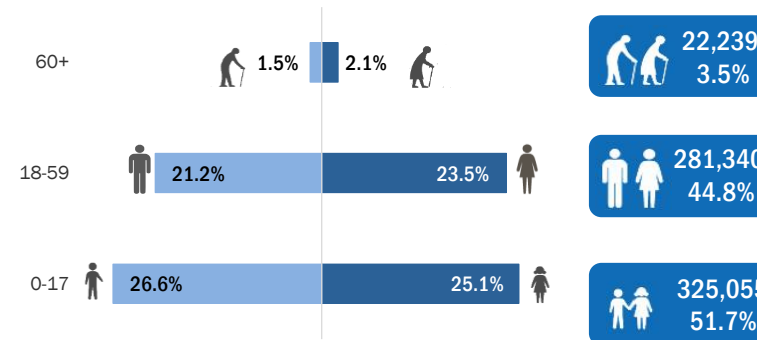
Registration Trend

| | | |
|------|---------|-------|
| 2011 | 2,306 | 0.2% |
| 2012 | 129,896 | 13.9% |
| 2013 | 666,411 | 71.2% |
| 2014 | 120,569 | 12.9% |
| 2015 | 16,421 | 1.8% |

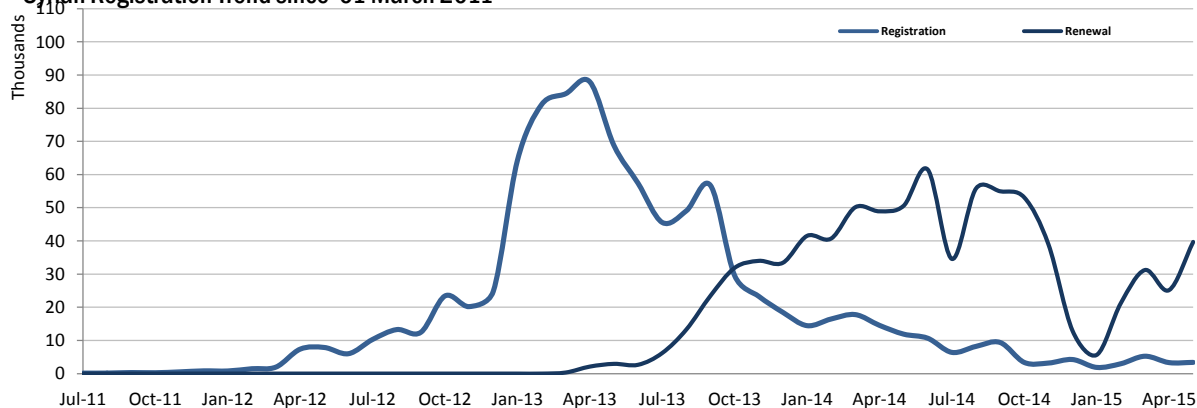
Biometric Statistics (IRIS)



Age-Gender Breakdown



Syrian Registration Trend since 01 March 2011



UNHCR Registered Syrians

