

Total Active Registered Syrians

630,026


Urban

521,586
82.8%


Camps

108,440
17.2%

Standard Age and Gender

Age	0-4	5-11	12-17	18-35	36-59	60+	Total	%
Female	51,470	66,012	40,920	95,847	52,220	12,991	319,460	50.7%
Male	54,469	69,622	43,588	88,674	44,840	9,373	310,566	49.3%
Total	105,939	135,634	84,508	184,521	97,060	22,364	630,026	100%
	16.8%	21.5%	13.4%	29.3%	15.4%	3.5%		

Place of Origin

Dar'a	283,564	45.0%
Homs	100,447	15.9%
Rural Damascus	77,122	12.2%
Aleppo	50,366	8.0%
Damascus	49,060	7.8%
Hama	30,616	4.9%
Ar-raqqa	10,081	1.6%
Idleb	9,742	1.5%
Al-hasakeh	4,501	0.7%
Deir-ez-zor	3,372	0.5%
Quneitra	2,906	0.5%
Lattakia	1,196	0.2%
As-sweida	1,123	0.2%
Tartous	331	0.1%
Other	5,599	0.9%

Specific Needs

Specific legal and physical protection needs	43,280	6.9%
Child at risk	42,003	6.7%
Serious medical condition	33,607	5.3%
Woman at risk	24,677	3.9%
Single parent	17,752	2.8%
Disability	14,907	2.4%
Older person at risk	4,745	0.8%
Unaccompanied or separated child	4,650	0.7%
Total	185,621	29.5%

* An individual can have more than one specific need

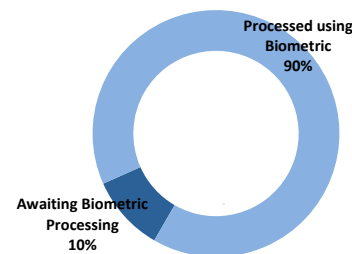
Arrivals

Pre-2011	9,437	1.5%
2011	22,651	3.6%
2012	183,603	29.1%
2013	314,889	50.0%
2014	83,254	13.2%
2015	16,192	2.6%

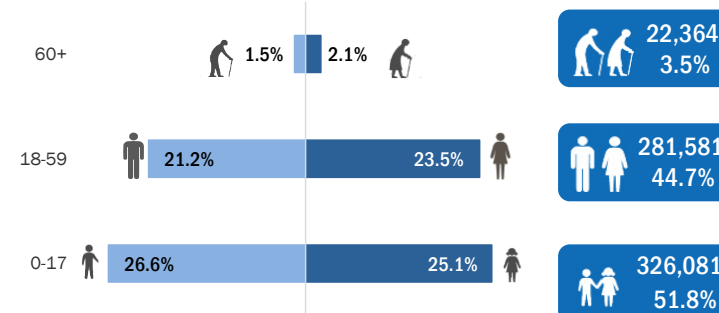
Registration Trend

2011	2,361	0.3%
2012	129,338	13.7%
2013	665,225	70.6%
2014	121,392	12.9%
2015	23,955	2.5%

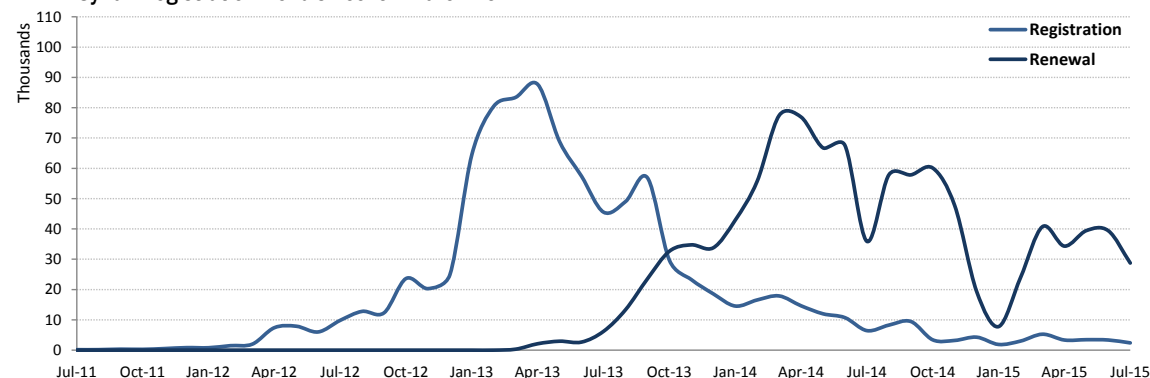
Biometric Statistics (IRIS)



Age-Gender Breakdown



Syrian Registration Trend since 01 March 2011

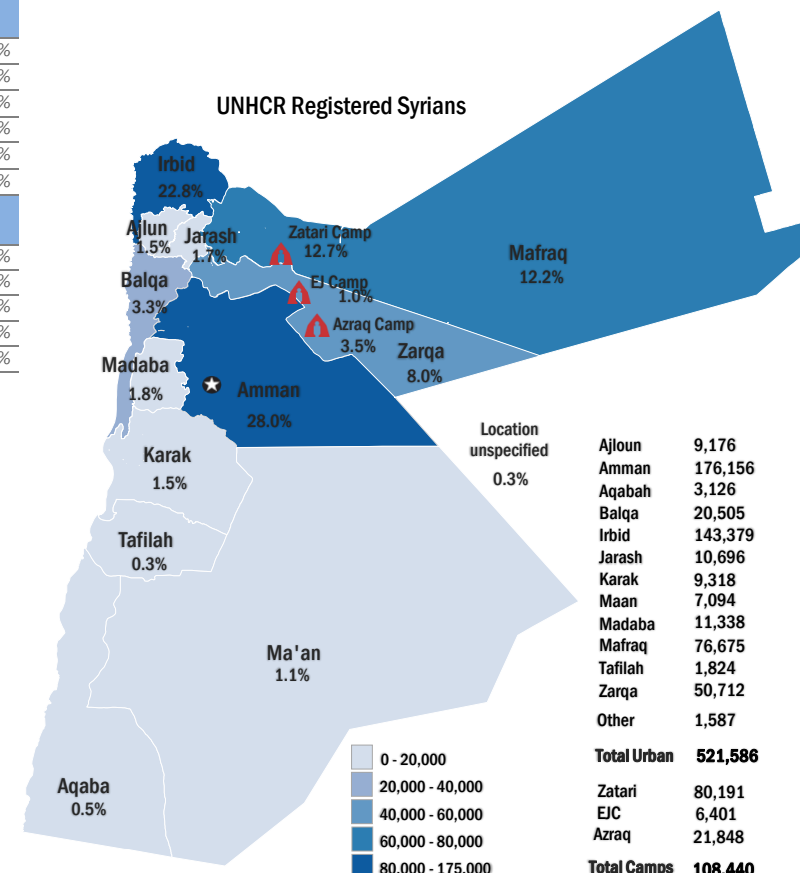

Interagency Portal: <http://data.unhcr.org/Syrianrefugees>

UNHCR on the web: <http://www.unhcr.org> ; <http://www.unhcr.org>

UNHCR on Social network: <http://www.facebook.com/UNHCRJordan> ; http://twitter.com/And_Harper ; <http://twitter.com/ZaatariCamp>

DAG Jordan

UNHCR Registered Syrians



* Coloured map only reflects refugees living outside camps.