

Total Active Registered Iraqis

**49,638**

## Standard Age and Gender

Age	0-4	5-11	12-17	18-35	36-59	60+	Total	%
Female	2,212	3,545	2,335	7,193	6,242	2,478	24,005	48.4%
Male	2,376	3,848	2,593	8,284	6,365	2,167	25,633	51.6%
Total	4,588	7,393	4,928	15,477	12,607	4,645	49,638	100%
	9.2%	14.9%	9.9%	31.2%	25.4%	9.4%		

## Place of Origin

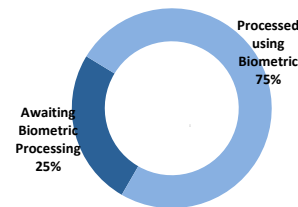
Baghdad	27,499	55.4%
Erbil	4,280	8.6%
Ninewa	3,434	6.9%
Basrah	3,031	6.1%
Anbar	2,889	5.8%
Dahuk	1,434	2.9%
Salah al-Din	1,130	2.3%
Thi-Qar	901	1.8%
Diyala	891	1.8%
Tameem	694	1.4%
Muthanna	449	0.9%
Babylon	383	0.8%
Missan	305	0.6%
Sulaymaniyah	305	0.6%
Najaf	272	0.5%
Wassit	253	0.5%
Qadissiya	183	0.4%
Kerbala	161	0.3%
Other	1,144	2.3%

## Specific Needs

Serious medical condition	3,979	8.0%
Specific legal and physical protection needs	1,636	3.3%
Disability	1,486	3.0%
Woman at risk	1,320	2.7%
Child at risk	1,026	2.1%
Single parent	559	1.1%
Older person at risk	552	1.1%
Unaccompanied or separated child	152	0.3%
Total	10,710	21.6%

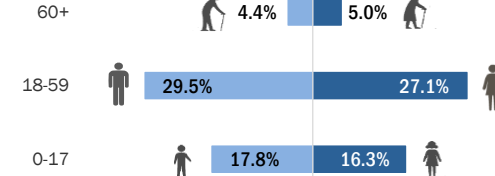
\* An individual can have more than one specific need

## Biometric Statistics (IRIS)



## UNHCR Jordan

### Age-Gender Breakdown



4,645  
9.4%

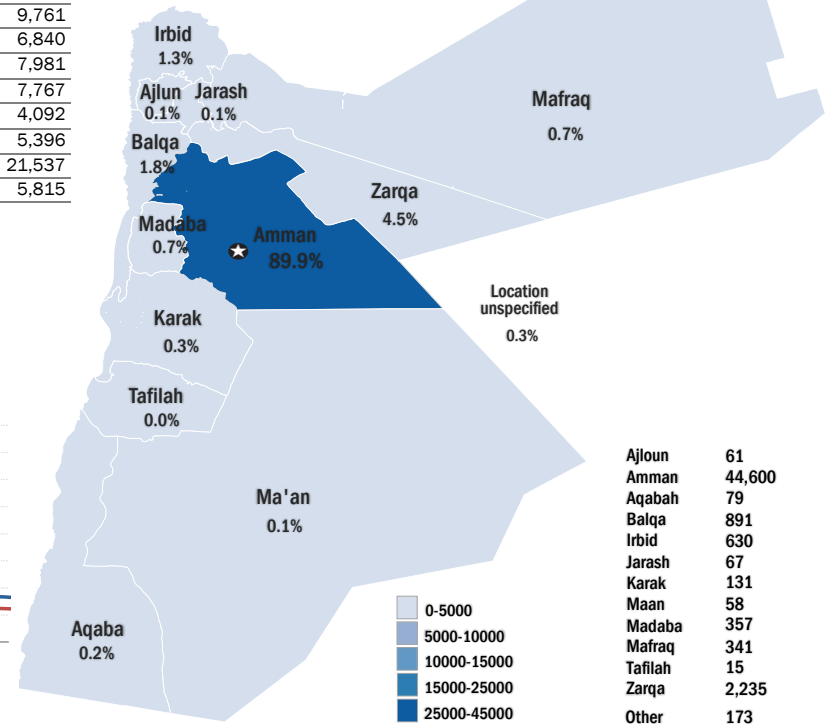
28,084  
56.6%

16,909  
34.1%

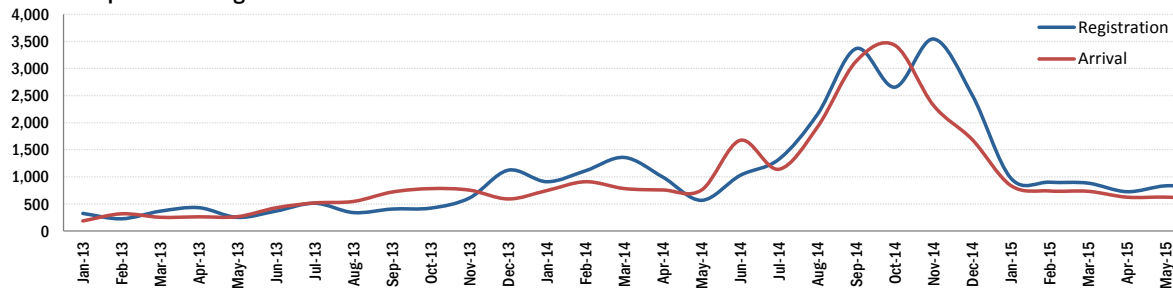
## Arrivals

	Arrival	Registration
Pre-2006	4,352	72,668
2006	3,372	4,689
2007	2,188	31,284
2008	1,156	9,761
2009	1,481	6,840
2010	2,158	7,981
2011	2,689	7,767
2012	2,922	4,092
2013	5,641	5,396
2014	19,270	21,537
2015	4,409	5,815

## UNHCR Registered Iraqis



## Iraqi Arrival & Registration Trends since Jan 2013



Interagency Portal: <http://data.unhcr.org/Syrianrefugees>  
 UNHCR on the web: <http://www.unhcr.org>  
 UNHCR on Social network: <http://www.facebook.com/UNHCRJordan> ; [http://twitter.com/And\\_Harper](http://twitter.com/And_Harper) ; <http://twitter.com/ZaatariCamp>

\* Coloured map only reflects refugees living outside camps.