

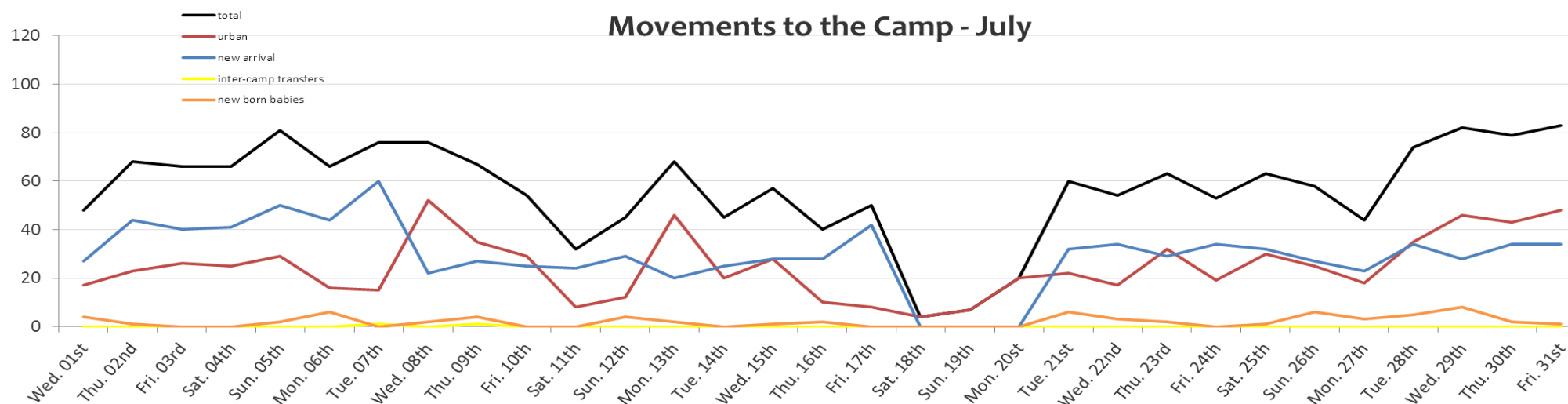
# AZRAQ CAMP - UNHCR Monthly Report

July 2015



**20,856**

Total Active Population Registered



## Arrivals to the Camp



New arrivals



Relocations from urban areas



New born babies registered



Transfers from camps



Reactivation



New registration (old arrival)

### Current month

Individuals

%

### Previous month

Individuals

%

**917** 51.46% **1,339** 60.97%

**765** 42.93% **764** 34.79%

**65** 3.65% **60** 2.73%

**2** 0.11% **3** 0.14%

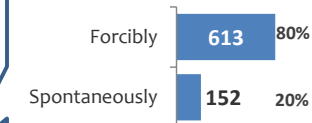
**32** 1.80% **29** 1.32%

**1** 0.06% **1** 0.05%

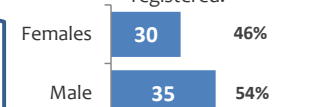
**Total** **1,782** 100% **2,196** 100%

Average arrivals per day **57** **73**

Out of 765 individuals relocated from urban areas:



Out of 65 new born babies registered:



Inter-camps transfer to Azraq Camp:



## Departures from the Camp

Returns to Syria

Travel abroad

Registered in urban

Bailout

Family reunification to urban

Inter-camp transfers

Closure for death

Other closures (double registration, etc)

### Current month

Individuals

%

### Previous month

Individuals

%

135 40% 380 66%

36 11% 30 5%

74 22% 87 15%

41 12% 27 5%

1 0% 6 1%

46 14% 31 5%

1 0% 4 1%

1 0% 11 2%

**Total** **335** 100% **576** 100%

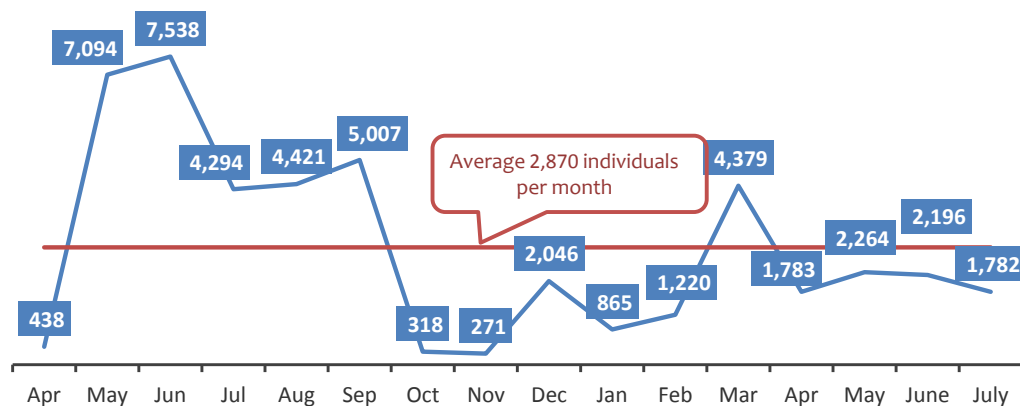
Average departures per day **10** **19**

# AZRAQ CAMP - UNHCR Monthly Report

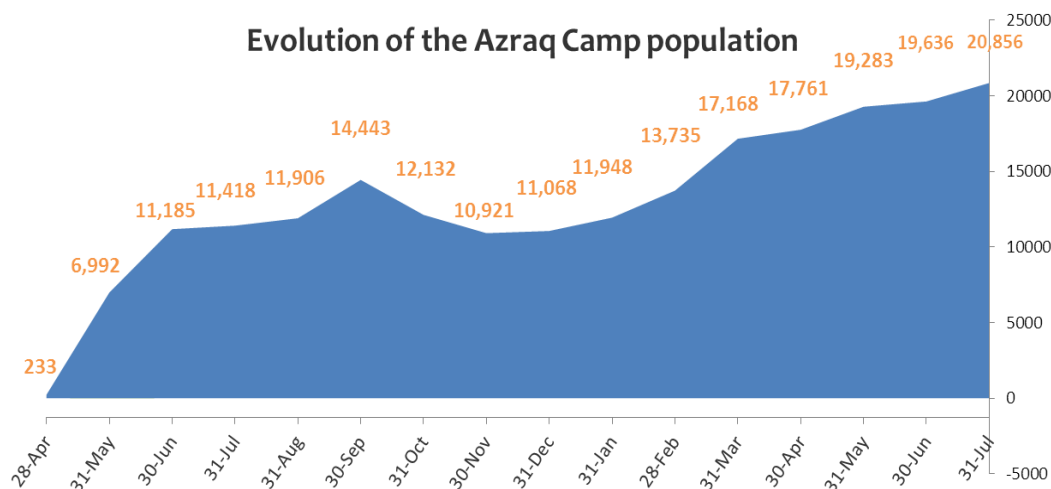
July 2015



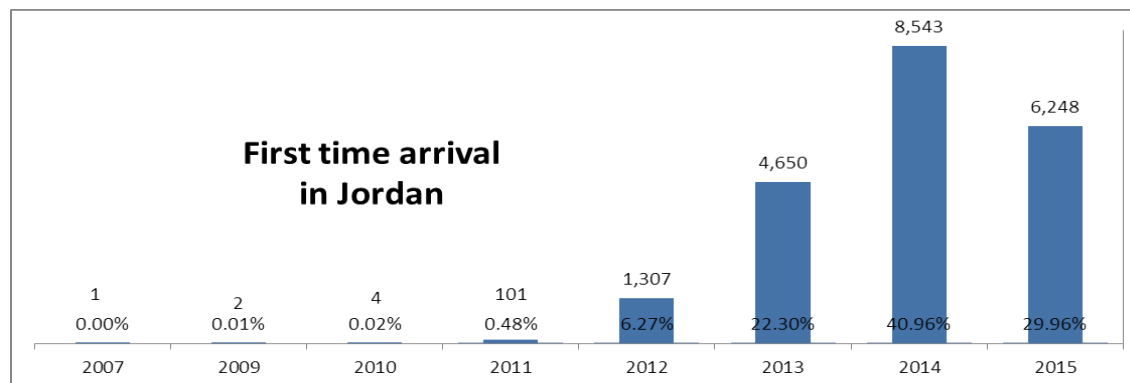
Total monthly arrivals to Azraq Camp - from opening



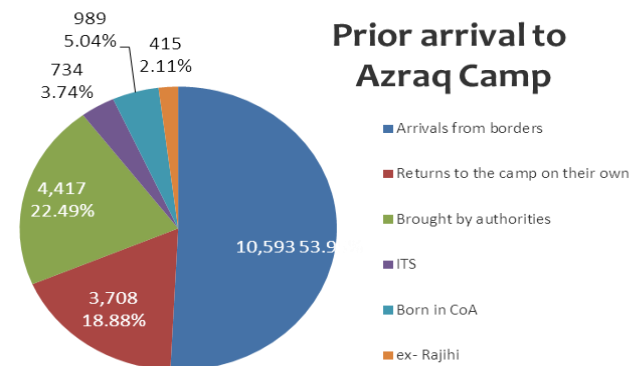
Evolution of the Azraq Camp population



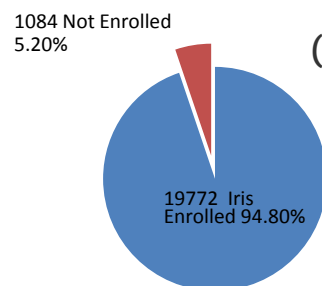
First time arrival in Jordan



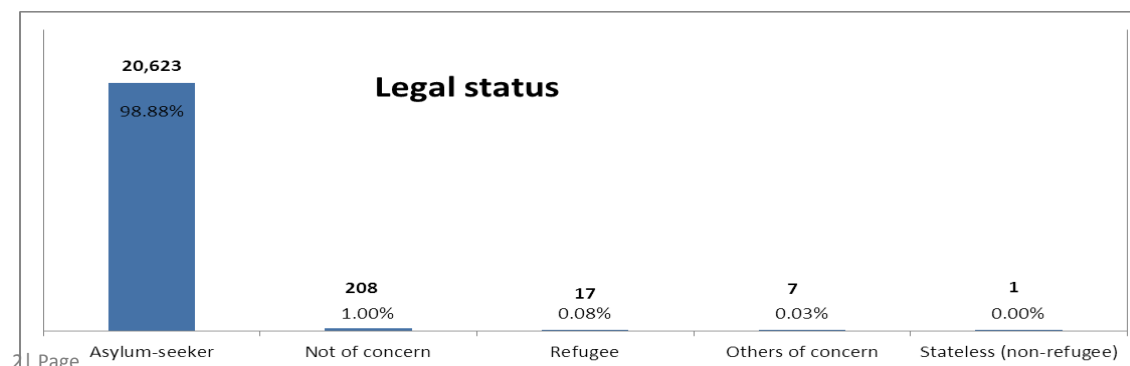
Prior arrival to Azraq Camp



Biometrics (individuals)



Legal status



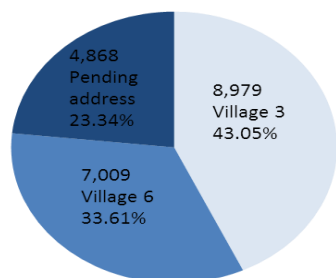
# AZRAQ CAMP - UNHCR Monthly Report

July 2015

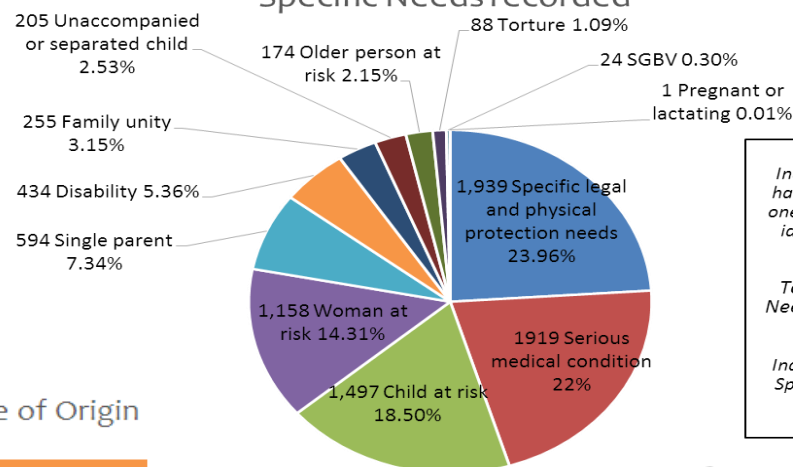


Age and Sex breakdown of Azraq Camp population																			
Population	0 to 4		Total 0 to 4	5 to 11		Total 5 to 11	11 to 17		Total 11 to 17	18 to 35		Total 18 to 35	36 to 59		Total 36 to 59	> 60		Total > 60	Grand Total
	M	F		M	F		M	F		M	F		M	F		M	F		
refugee population	2,296	2,197	4,493	2,356	2,250	4,606	1,398	1,217	2,615	2,898	3,018	5,916	1,351	1,501	2,852	159	215	374	20,856
% by age group			22%			22%			13%			28%			14%			2%	100%

Village distribution



Specific Needs recorded

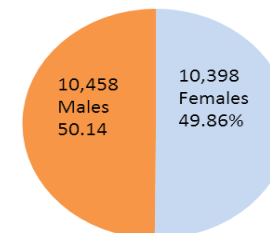


Individuals can have more than one vulnerability identified and recorded

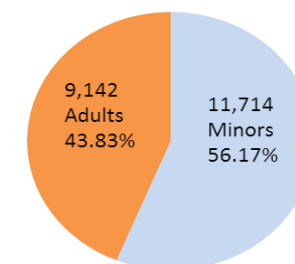
Total Specific Needs recorded: 8092

Individuals with Specific Needs: 5170

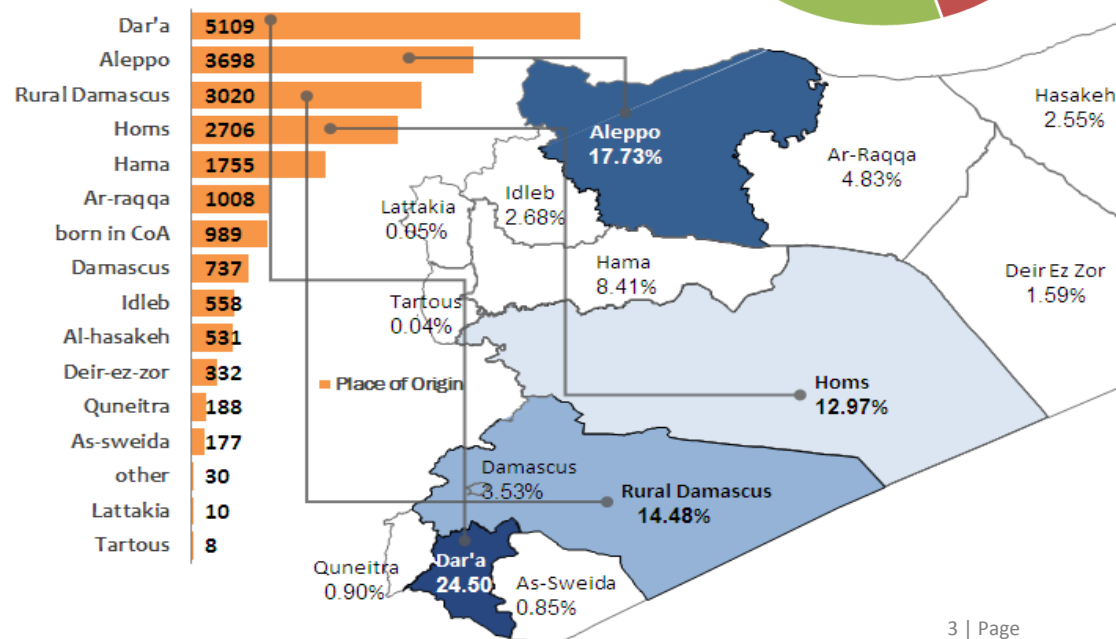
Sex breakdown



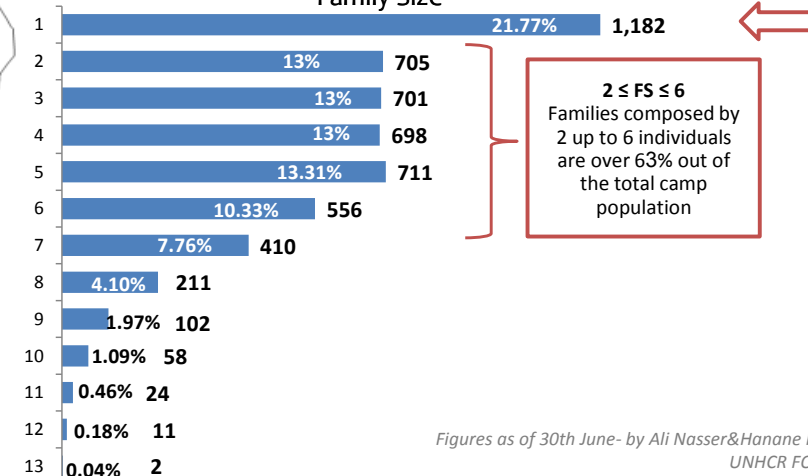
Age breakdown



Registered Refugees per Place of Origin



Family Size



2 ≤ FS ≤ 6  
Families composed by 2 up to 6 individuals are over 63% out of the total camp population

Figures as of 30th June- by Ali Nasser&Hanane Fellahi, UNHCR FO Azraq

# AZRAQ CAMP - UNHCR Monthly Report

July 2015



Reasons of returns to Syria	inds	%
Reunite with family	53	39.26%
Improved security	21	15.56%
Limited access to assistance	18	13.33%
Limited freedom of movement	16	11.85%
Lack of income earning opportunities	11	8.15%
Costs of medical treatment	9	6.67%
WFP assistance cuts	4	2.96%
New health policy restrictions	2	1.48%
Lack of possibility to obtain bailout	1	0.74%
<b>Total</b>	<b>135</b>	<b>100.00%</b>

Bailout Destinations	Individuals	%
Amman	16	39.02%
Irbid	7	17.07%
Jarash	6	14.63%
Karak	6	14.63%
Mafraq	5	12.20%
Zarqa	1	2.44%
<b>Total</b>	<b>41</b>	<b>100%</b>

Bailout Reason	Individuals
Family reunification	29
Health condition	6
Economic reason	6
<b>Total</b>	<b>41</b>

Leave Permit Status	Monthly - July*		Cumulative**	
	Individuals	Cases	Individuals	Cases
Returned from leave	2,524	673	12,746	4,240
Expired leave	2,357	664	15,054	4,453
Valid leave	728	211	759	254
<b>Total Leave granted</b>	<b>5,609</b>	<b>1,548</b>	<b>28,559</b>	<b>8,917</b>

\* These figures indicate the leave permit activity that took place during the reporting month.

\*\* Since the opening of the camp.

Figures as of 30th June- by Ali Nasser&Hanane Fellahi, UNHCR FO Azraq

The bailouts processed this month are requests that were approved and filed before the suspension of the bail-out system in January 2015 but were not recorded yet in SRAD electronic system, **except for 4 individuals with new bailouts: 2 individuals for health condition and 2 for legal entry to Jordan**

Area of Return in Syria	Area of origin and number of individuals returning
Dar'a	Dar'a 72
	Rural Damascus 9
	Damascus 6
	Quneitra 4
	born in CoA 2
	Homs 1
<b>Total</b>	<b>94</b>
Damascus	8.89%
<b>Total</b>	<b>12</b>
Homs	5.93%
<b>Total</b>	<b>8</b>
Al-hasakeh	5.19%
<b>Total</b>	<b>7</b>
Rural Damascus	5.19%
<b>Total</b>	<b>7</b>
Aleppo	3.70%
<b>Total</b>	<b>5</b>
Homs	1.48%
	born in CoA 1
	Damascus 1
<b>Total</b>	<b>2</b>
<b>100%</b>	<b>135</b>