

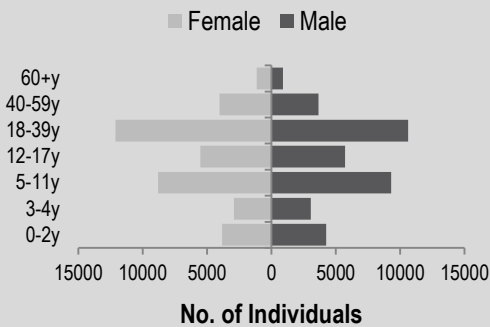


Summary

UNICEF, in partnership with REACH, conducted a comprehensive child focused assessment in Za'atari camp, designed to address existing information gaps in UNICEF-supported programming areas including WASH, education, health, disability, youth and child protection. All households in the camp were assessed between the 9th February and 5th March 2015. The report can be found [here](#). In Za'atari camp, children and youth have access to both formal and informal education, as well as child and adolescent friendly spaces and multi-activity centres. At the time of the assessment, 64.6% of school-aged children (6-17y) were reported to be attending school, however 30% of school-aged children were not attending any type of education.

Camp Demographics

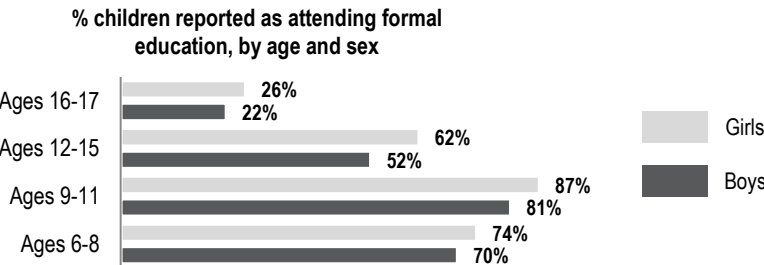
75,878 individuals  
13,926 households  
43,417 children 0-17y



Note: Some households declined to participate in the survey, whilst others were unavailable during the data collection period.

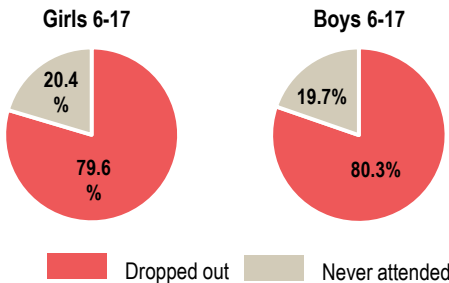
Formal education

Overall, 68% of girls and 62% of boys were reported to be currently attending school. This varied between age-groups, with 9 to 11 year old boys (81%) and girls (87%) most likely to be attending school, while 16 to 17 year old boys and girls had the lowest attendance, at 22% and 26%, respectively.



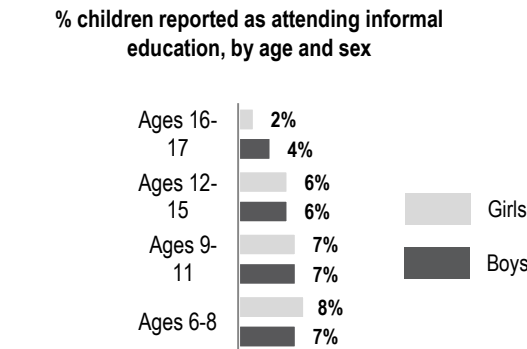
35.4% of children are out-of-school, of these overall 80% never attended and 20% dropped out. As demonstrated below, this is similar for boys and girls.

% out-of-school children who have either never attended or have dropped out of school

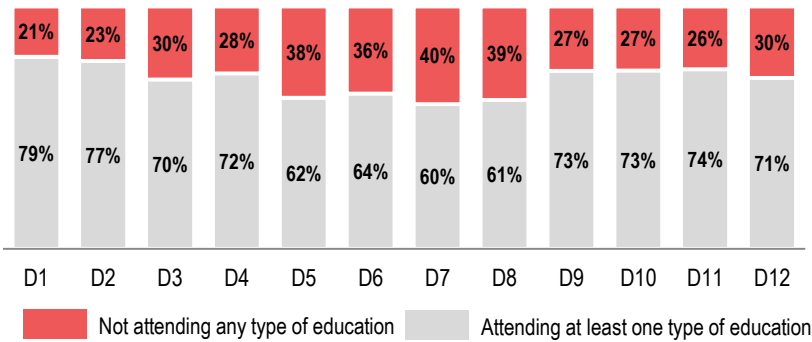


Informal Education

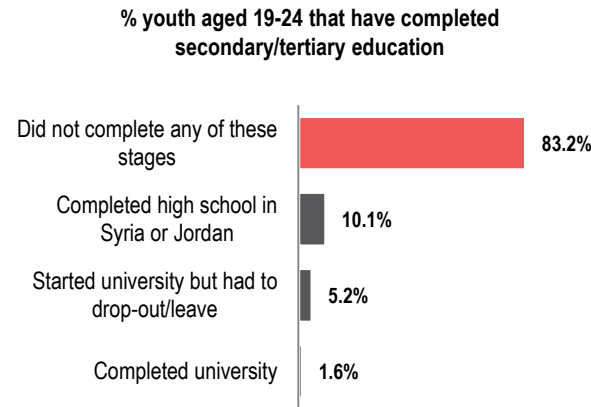
Overall, 6% of children were attending at least one type of informal education. Of these, 60% were also attending school.



% school aged children (6-17 years) not attending any type of education



Youth



% youth aged 19-24 in paid employment/training/unpaid volunteering/none of the above by age and sex

Demographic	None of the above	Paid employment	Training	Unpaid volunteering
Females 16-18	98.7%	0.1%	1.1%	0.1%
Males 16-18	89.3%	7.2%	3.3%	0.2%
Females 19-24	96.7%	2.2%	0.9%	0.2%
Males 19-24	84.5%	13.8%	1.6%	0.2%

92.5% of youth (16-24) are not in any form of employment training or unpaid volunteering.