

SECOND QUARTER 2015 - REFUGEE COMPONENT

Funding Status

31% - 272\$m

of the total requested funds have been received under refugee component

Total Requested (USD)

875,731,549

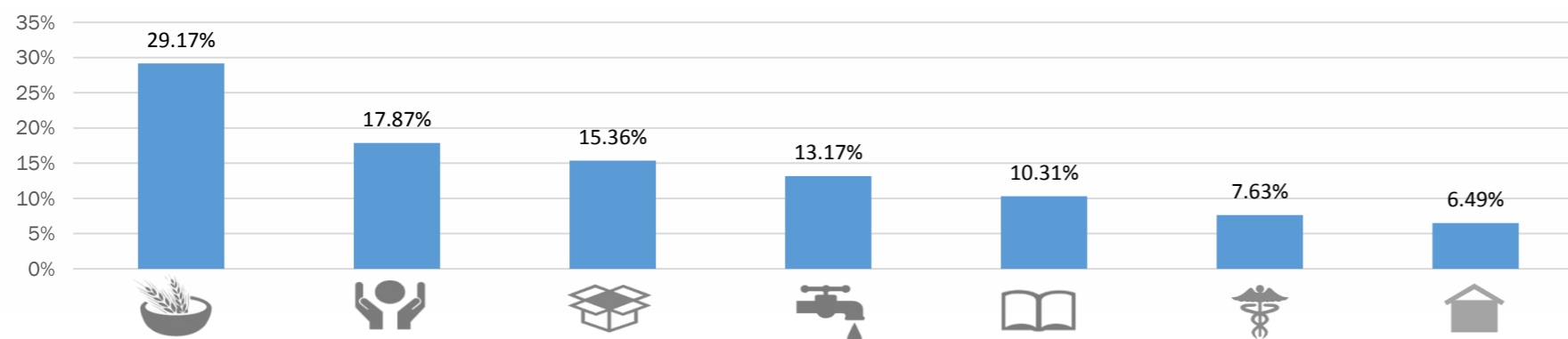
Funds Received (USD)

272,838,196

Requested but not funded (USD)

602,893,353

Distribution of received funds across Sectors



Distribution of received funds per Sector

Sector	Total Required (in USD)	Received (in USD)	% Received
FOOD/LIV	\$236,642,156	\$79,590,389	33.6%
BASIC NEEDS	\$175,115,661	\$41,896,417	23.9%
PROTECTION	\$132,419,397	\$48,745,245	36.8%
SHELTER	\$118,556,719	\$17,709,681	14.9%
EDUCATION	\$80,557,770	\$28,138,052	34.9%
WASH	\$77,738,479	\$35,930,965	46.2%
HEALTH	\$54,701,367	\$20,827,447	38.1%
Grand Total	\$875,731,549	\$272,838,196	31.2%

Participating Agencies (Reporting Status in 2nd Quarter)

53 Requested
35 Reported (94% of total appeal)
18 Not Reported (6% of total appeal)

Agencies without funding

7 Agencies without funding

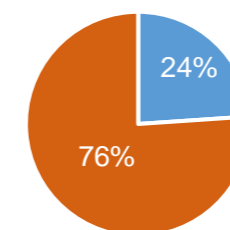
NGO: 5
 UN: 2

Note: No direct funds received by these agencies from donors under Refugee component.

For more information on FTS, contact:

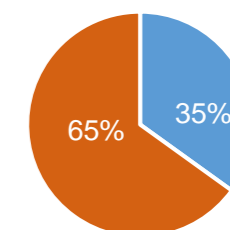
tyler@unhcr.org,
rehmank@unhcr.org

BASIC NEEDS



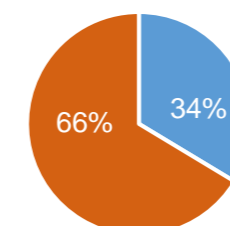
Received Requested

EDUCATION



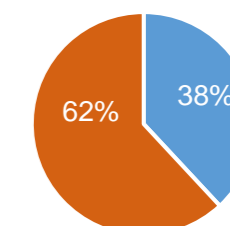
Received Requested

FOOD SECURITY



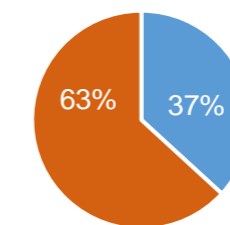
Received Requested

HEALTH



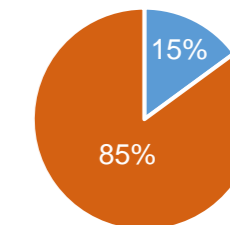
Received Requested

PROTECTION



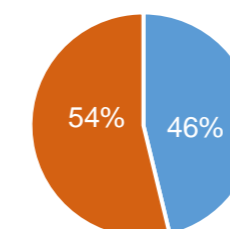
Received Requested

SHELTER



Received Requested

WASH



Received Requested

Disclaimer: This FTS is based on funds received by refugee response partners in Jordan. It only covers the inter-agency appeal for the refugee pillar of the 3RP, in support of the Jordan Response Plan (JRP). The JRP FTS remains the authoritative source for funds pledged and allocated to the JRP log-frame. For more information, see <http://www.jrpsc.org/financial-tracking/>