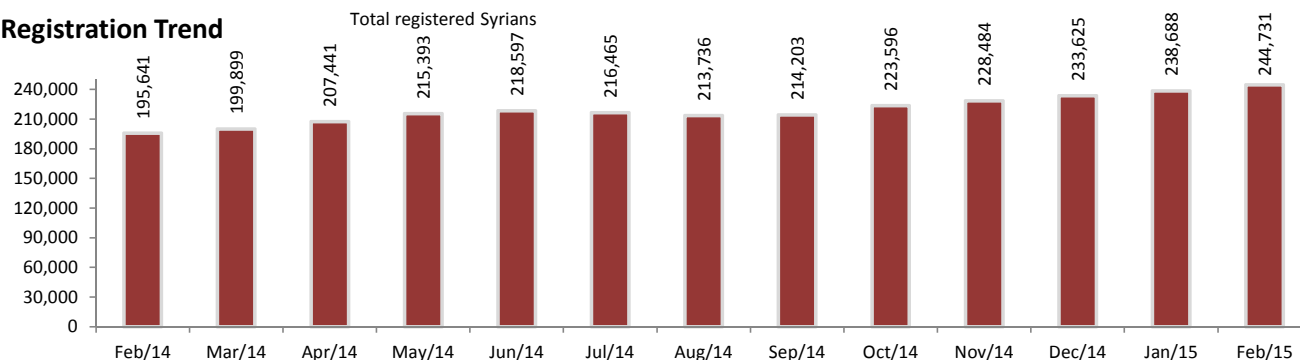




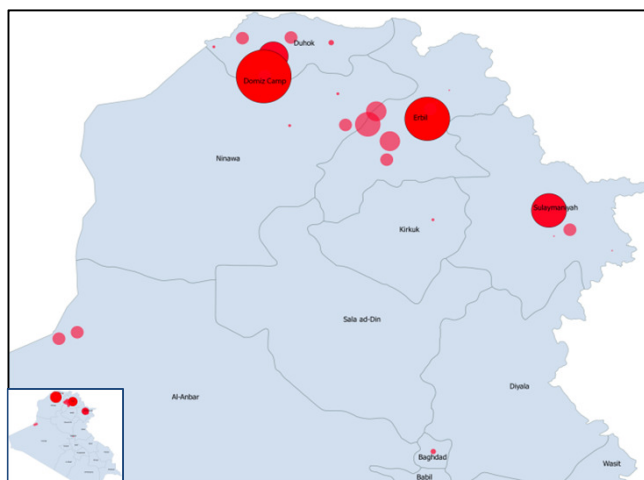
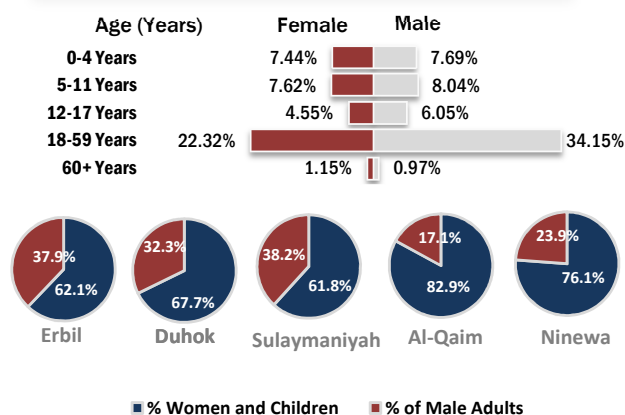
Registration Unit

Total Persons of Concern
Individuals
244,731
Households
85,811

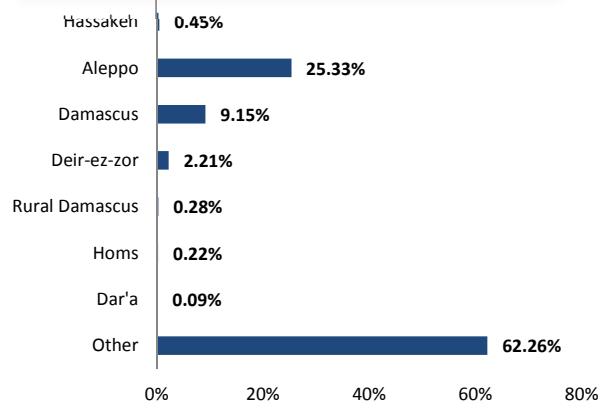
Registration Trend


This profile is based on **244,731** proGres registered individuals

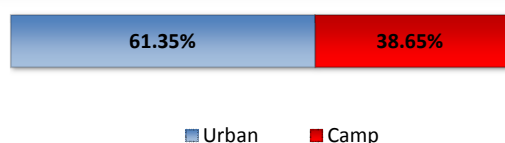
Age and Gender Breakdown



Place of Origin



Camp and non-camp population comparison



Governorate	Individuals	Households	% Total
Duhok	100,592	30,893	41.10%
Erbil	107,254	40,758	43.83%
Sulaymaniyah	28,959	11,619	11.83%
Anbar	4,517	1,148	1.85%
Ninewa	1,329	430	0.54%
Kirkuk	673	241	0.27%
Baghdad	413	231	0.17%
Other	994	491	0.41%
Total Iraq	244,731	85,811	100%

Camps Registered Population			
Camp	Individuals	Households	% Total
Al-Obaidi Camp	1,519	318	1.61%
Akre Settlement	1,447	335	1.53%
Domiz Camp 1	43,832	14,167	46.33%
Domiz Camp 2	5,817	1,257	6.15%
Gawilan Camp	6,018	1,574	6.36%
Basirma Camp	3,727	913	3.94%
Darashakran Camp	9,734	2,091	10.29%
Kawergosk Camp	10,366	2,771	10.96%
Qushtapa Camp	6,268	1,628	6.63%
Arbat Camp	5,871	1,545	6.21%
Total	94,599	26,599	100%

From 16 June 2014, as Al-Obaidi Camp became inaccessible to UN agencies and other humanitarian staff, the camp registered population figure is not updated.