



▼ **1,596**

Last week daily average registrations

2,648

Daily average registrations for the previous week

▼ **57%**

of last week registrations were women and children

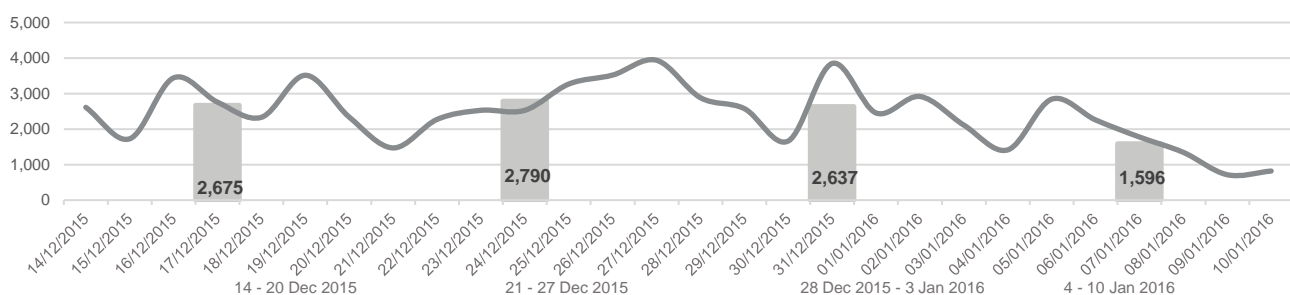
59%

of previous week registrations were women and children

Based on Mol registration data for weeks 4-10 Jan 2016 and 28 Dec 2015-3 Jan 2016

Daily Estimation Trends and Weekly Average

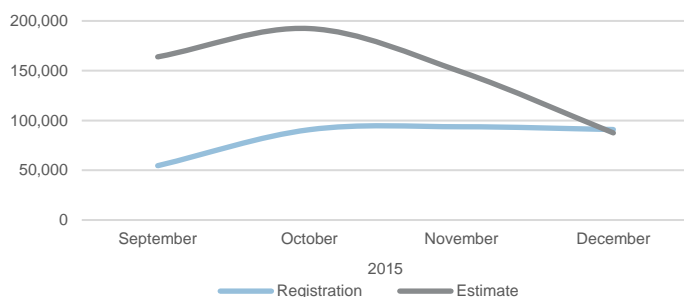
14 December 2015 - 10 January 2016
Based on UNHCR estimates



Monthly Estimated Arrivals Compared to Registration

1 September - 31 December 2015

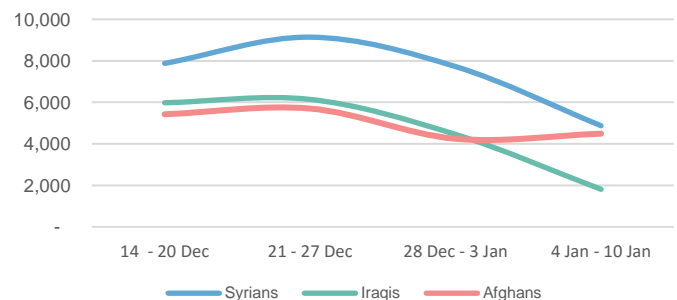
Based on Mol registration data and UNHCR estimates



Weekly Evolution of Syrians, Afghans and Iraqis

14 December 2015 - 10 January 2016

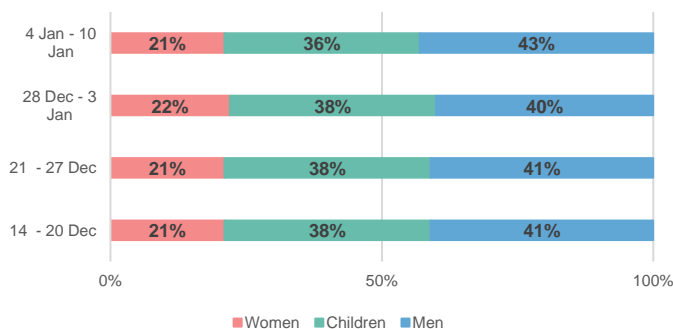
Based on Mol registration data



Weekly Registrations: Women and Children Compared to Men

14 December 2015 - 10 January 2016

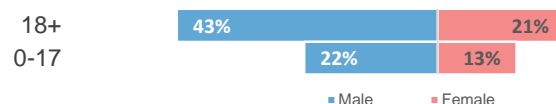
Based on Mol registration data



Last week Registration: Age and Gender Structure

4 - 10 January 2016

Based on Mol registration data



Last Week Registration: Women and Children per Nationality

4 - 10 January 2016 (Based on Mol registration data)



Syrian Arab Republic	63%
Iraq	56%
Afghanistan	51%

Figures provided are based on the most reliable information available provided by the Macedonian Authorities. Daily figures cannot be considered final and might change based on consolidated figures provided by Authorities on a regular basis.

Sources: fYR of Macedonia Ministry of Interior, UNHCR

Contact : TORNIERI@unhcr.org

<http://data.unhcr.org/mediterranean/regional.php>