

CONTEXT

In the month of January 2016, 60,000 people made the journey across the Mediterranean to Greece. In 2015, there were 856,000 sea arrivals. UNHCR initiated a data collection and analysis exercise with support from the Joint IDP Profiling Service (JIPS) in order to better inform the wider community on the profile of refugees arriving to Greece, and improve immediate response and longer term planning.

The exercise focused on Syrian and Afghan arrivals, and this factsheet illustrates the results of interviews with **AFGHANS** during January 2016.

METHODOLOGY

The profiling exercise was implemented on the islands that are receiving the majority of the arrivals to Greece: Chios, Leros, Lesvos, and Samos. The survey was administered in locations on each island where all arrivals pass. The survey was not administered while individuals waited in line (e.g., for registration) and minors and persons with mental disabilities were interviewed in the presence of a caretaker.

A systematic random sampling was utilized and the enumerators interviewed respondents at regular intervals. The methodology was designed using the individual as unit of analysis. The purpose of the methodology is to provide a representative sample over the period of one month. Data by Greek authorities on age and gender breakdown of the Syrian and Afghan populations arriving during the same period on the islands were used to apply weights to the data collected, to ensure a representation of each age and gender group based on the actual distribution of arrivals.

The methodology was tested and closely monitored throughout the data collection period. Two teams of Farsi/Dari speaking enumerators based in Chios and Lesvos interviewed 191 Afghans from 15 to 31 January. The number of interviews done in January is not sufficient for the results to be representative of the whole Afghans population arriving to Greece that month. The January results illustrated in this factsheet are, therefore, only representative of the interviewed population. This analysis, however, provides indications to the humanitarian community on the "profile" of Afghans arriving in Greece between 15 and 31 January 2016.

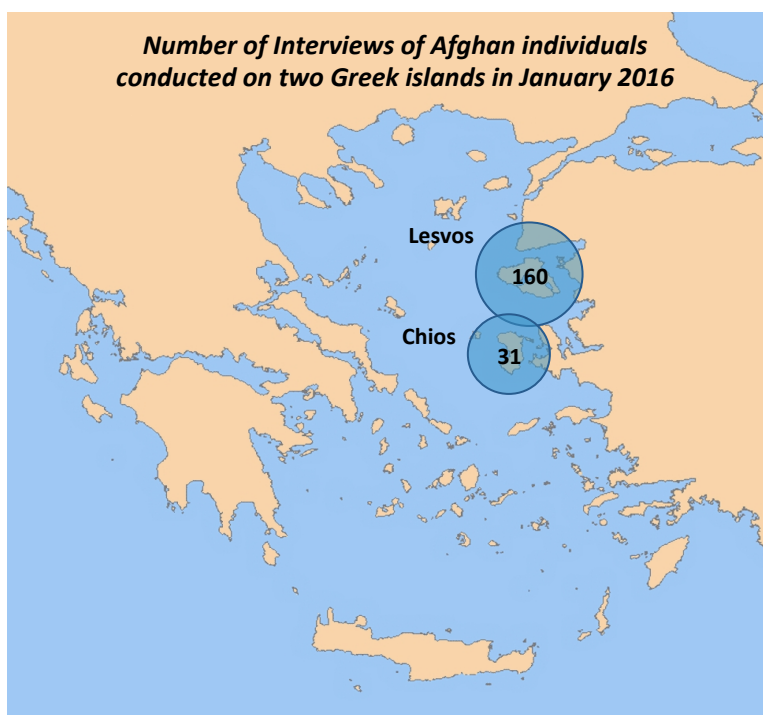
This exercise will be repeated each month for the first half of 2016 and results will be analyzed at the end of each month to give a profile of the arrivals from the main nationalities.

LIMITATIONS

Operational constraints were significant: time for conducting a survey is limited, tensions may be high, some locations had to be left out due to lack of access, etc.

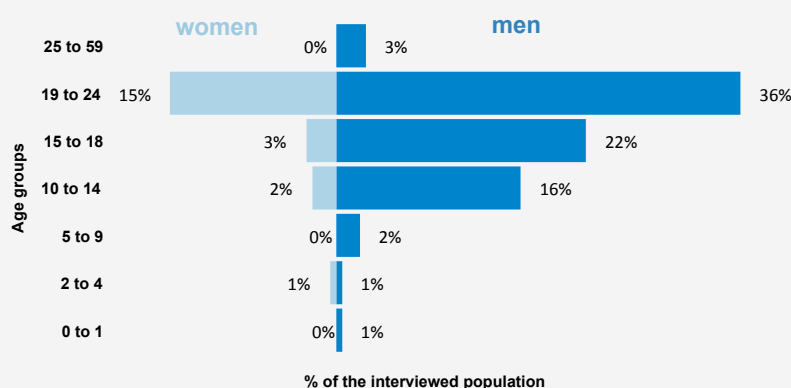
Many of the individuals staying overnight in hotels as well as unaccompanied minors might not have been reached. The methodology attempted to factor in these challenges as much as possible.

The non-response rate was very high and the number of interviewees per nationality group did not reach the needed minimum for a representative sample. These challenges must be considered when reading the profiling results.

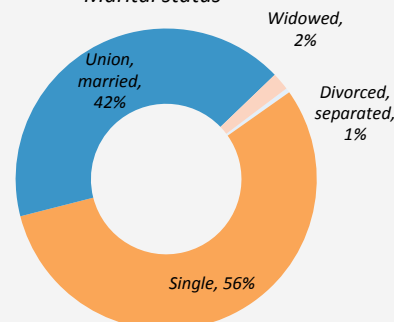


SOCIO-DEMOGRAPHIC INFORMATION

Age and Gender breakdown of interviewed Afghans



Marital status



Age and gender distribution



Special needs

- 1% of women interviewed are pregnant
- 1% of women interviewed are lactating
- 7% have a physical disability
- 1% have a mental disability

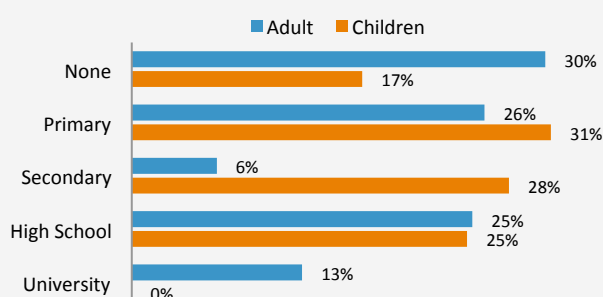
For a global overview of the age/gender breakdown of the arrivals, go to: <http://data.unhcr.org/mediterranean/regional.php>

Education

12% of all respondents are students, all of whom have interrupted their education to take this journey

Most frequent level of education interrupted is **high school**.

Highest level of education achieved for > 4 yr-old

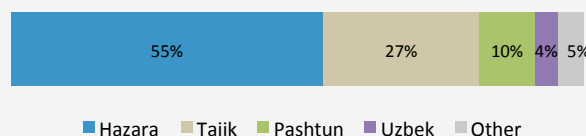


Religion & Ethnicity

Religion

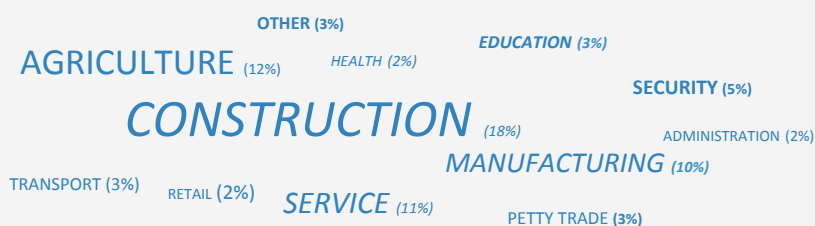


Ethnicity



Professional Background

What was your **main occupation** back in your country of origin?*



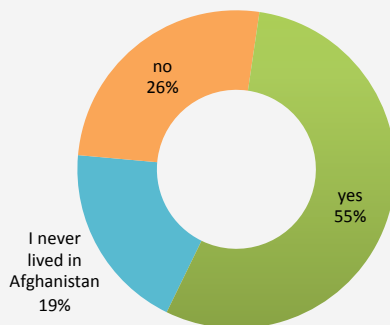
* only for 18 years old and above

24% of adult respondents did not have professional activities back in the country of origin. Of those, 74% are WOMEN and 26% are MEN.

77% of all women and **12%** of all men indicated no professional/education activities before leaving their place of residence.

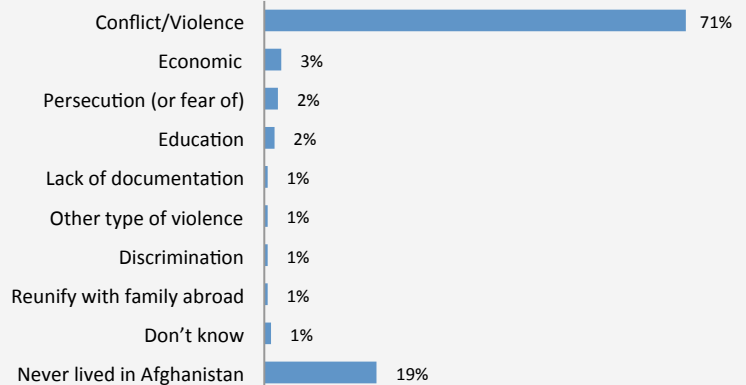
INTERNAL DISPLACEMENT

*Internally displaced due to violence/
conflict in Afghanistan before journey*



REASONS TO LEAVE AFGHANISTAN

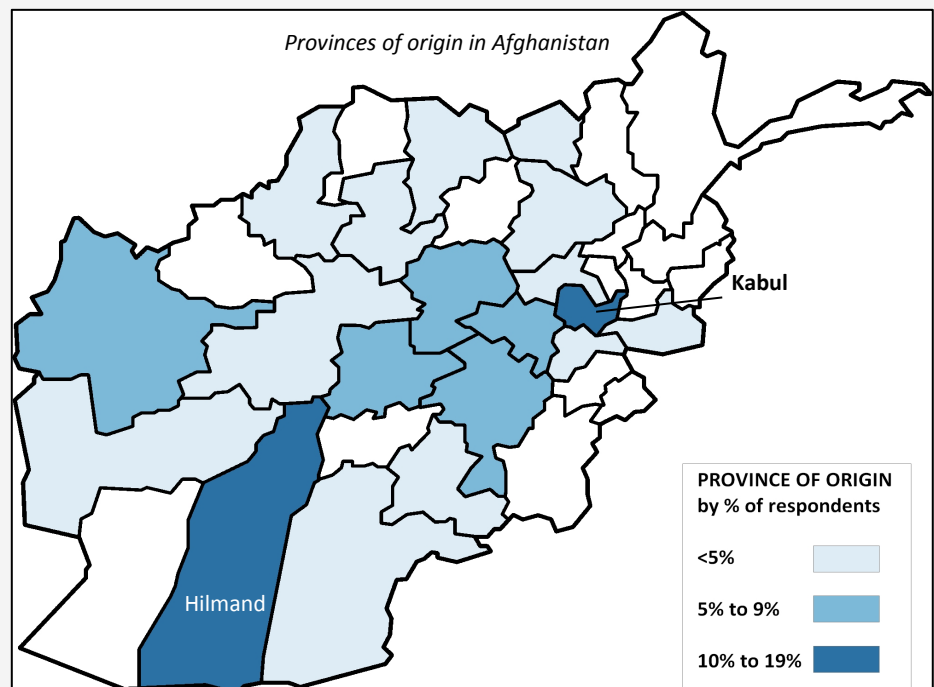
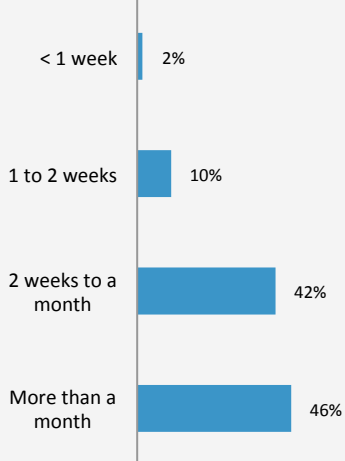
Main reason to leave the country of origin



JOURNEY

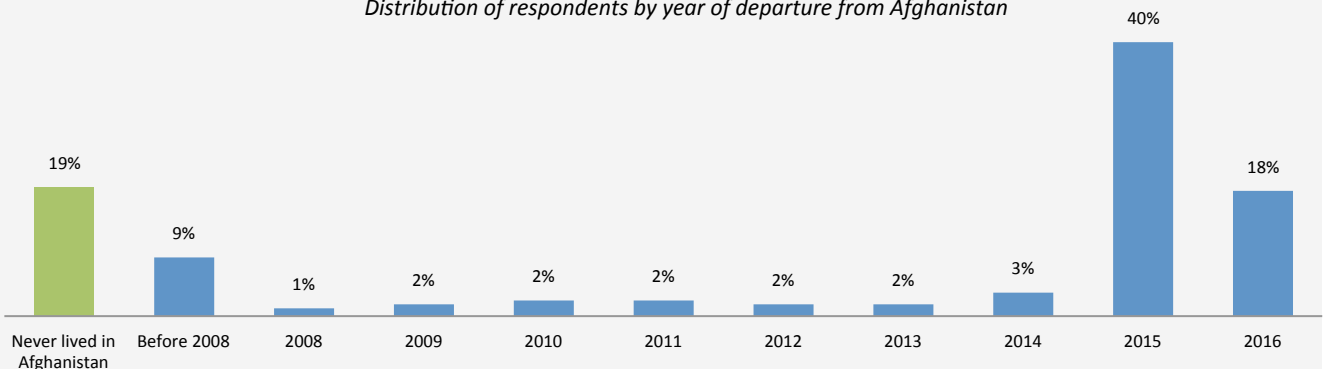
65 days Average duration of travel for those moving directly from Afghanistan to Greece

Distribution by time spent en route



40% of all respondents left Afghanistan in **2015**

Distribution of respondents by year of departure from Afghanistan



ROUTES

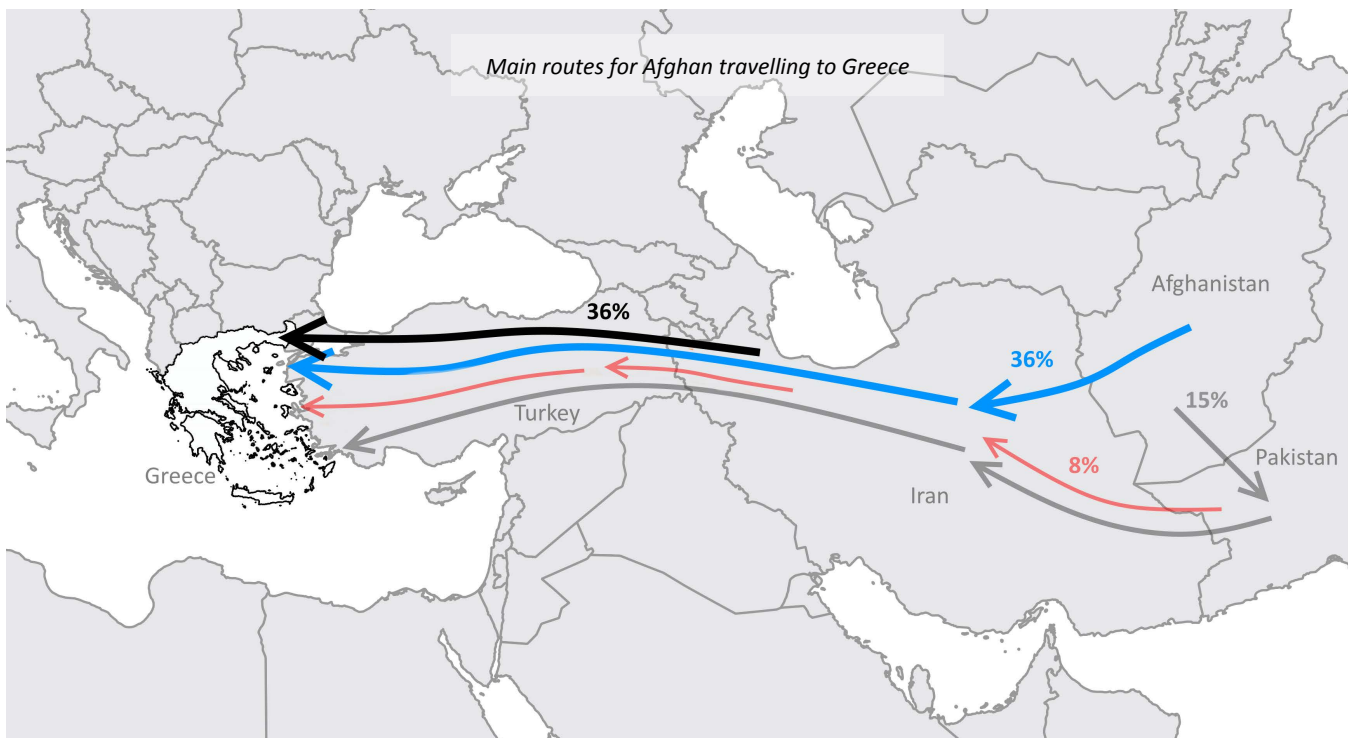
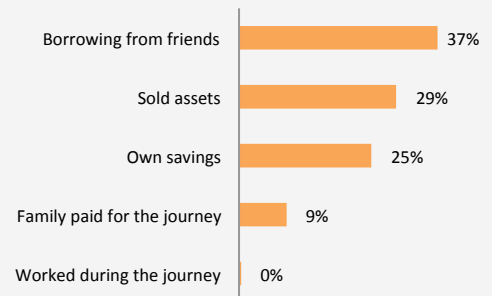
Four main routes taken by Afghans to reach Greece

- 36%** - AFGHANISTAN > IRAN > TURKEY > GREECE (Afghans coming directly from Afghanistan).
- 36%** - IRAN > TURKEY > GREECE (Afghans previously living in Iran).
- 15%** - AFGHANISTAN > PAKISTAN > IRAN > TURKEY > GREECE (Afghans coming directly from Afghanistan).
- 8%** - PAKISTAN > IRAN > TURKEY > GREECE (Afghans previously living in Pakistan).
- 5%** - OTHER ROUTES.

3% of respondents indicated that they had made previous attempt(s) to cross the border between Turkey and Greece.

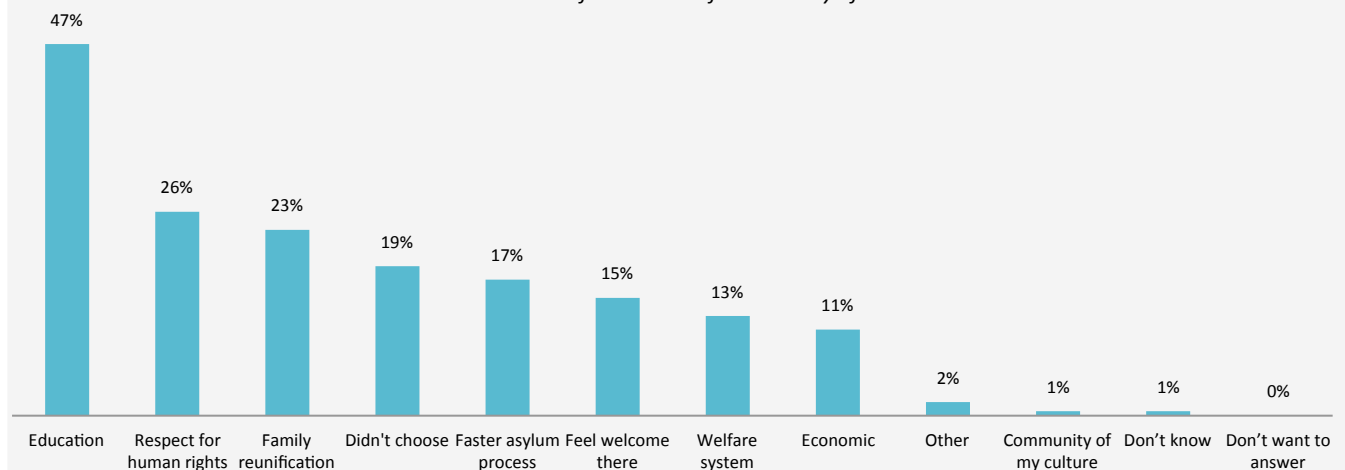
FINANCE

Main ways to finance the journey



DESTINATION COUNTRIES

Reasons of the choice of the country of destination



COUNTRIES WHERE PEOPLE STAYED FOR 6 MONTHS OR MORE - OUTSIDE AFGHANISTAN

19% of the Afghans respondents actually never lived in Afghanistan but were born and lived in Iran.

An additional **26%** lived in another country (not Afghanistan) for 6 months or more before starting the journey to Europe. Average stay in the country of residence was of two and half years.

Main countries where people stayed for 6 months or more outside of Afghanistan

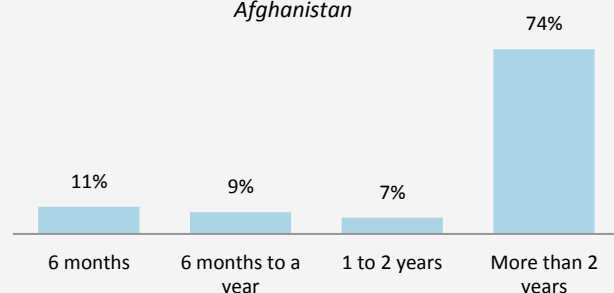
IRAN (23% of all respondents)

PAKISTAN(2%)

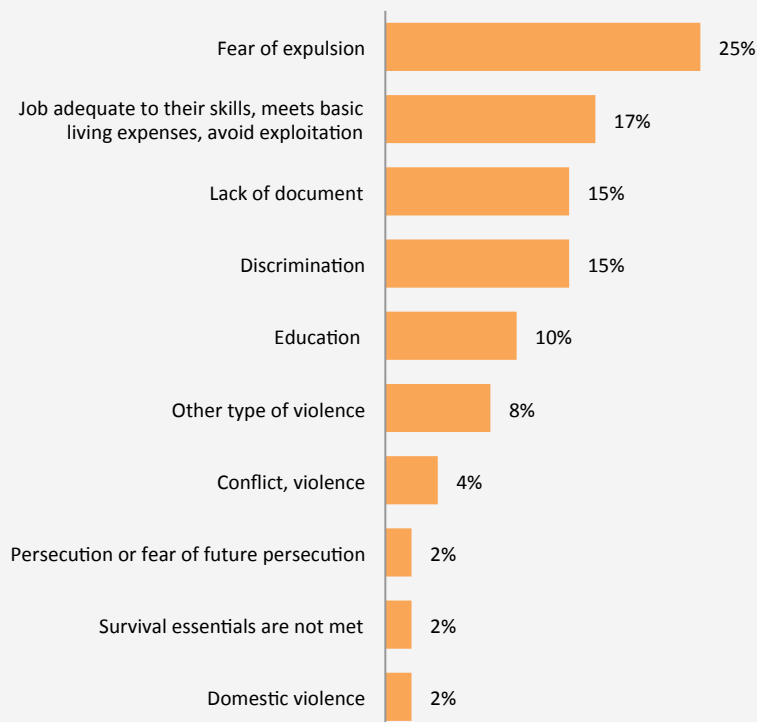
TURKEY (1%)

65% of those who stayed in another country for more than 6 months reported having no legal documentation in that country. The rest had temporary residence (8%), refugee card (19%) or other documents (8%).

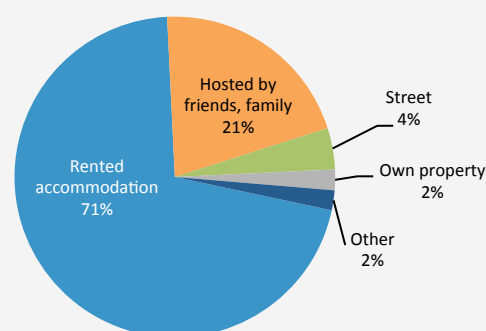
Distribution of time spent in countries where people stayed for 6 months or more outside Afghanistan



Main reason for departure from countries where people stayed for 6 months or more outside Afghanistan



Main accommodation in countries where people stayed for 6 months or more outside Afghanistan

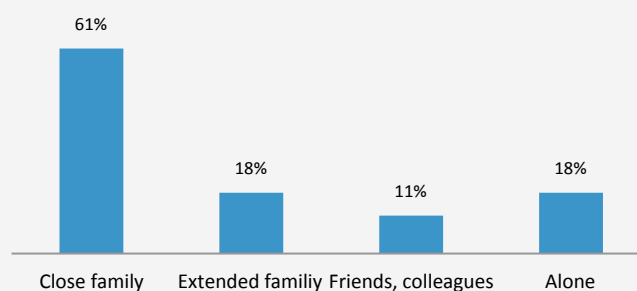


TRAVELLING GROUP

61% of all respondents are travelling at least with a close **FAMILY MEMBER** (child, spouse, parent and sibling). 18% are travelling at least with a member of their extended family (in-law, uncle, aunt, cousin, etc.).

18% of all respondents are travelling **ALONE**.

*Who are you travelling with?**



TRAVELLING GROUP

9% of respondents were part of a single male-headed household while travelling.

6% of respondents were part of a single female-headed household while travelling.

Limitation: 7% of the entire sample identified themselves as Unaccompanied Children. However, access to separate spaces for unaccompanied children was not always possible.

For respondents travelling with close and/or extended family, on average the **travelling family** is composed of:

MALES: 1.7 minors, 1.1 adults
FEMALES: 1.2 minor, 1.4 adults



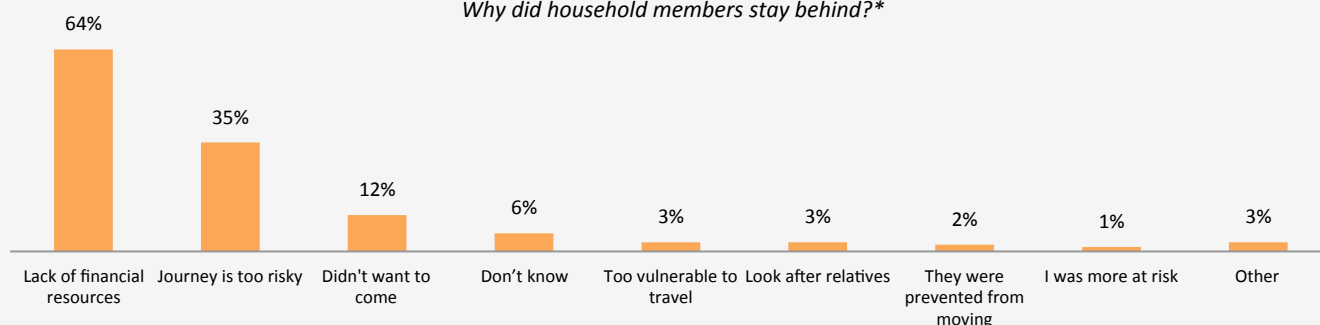
45% **% who indicated having left behind a SPOUSE**

54% **% who indicated having left behind PARENTS**

10% **% who indicated having left behind CHILDREN**

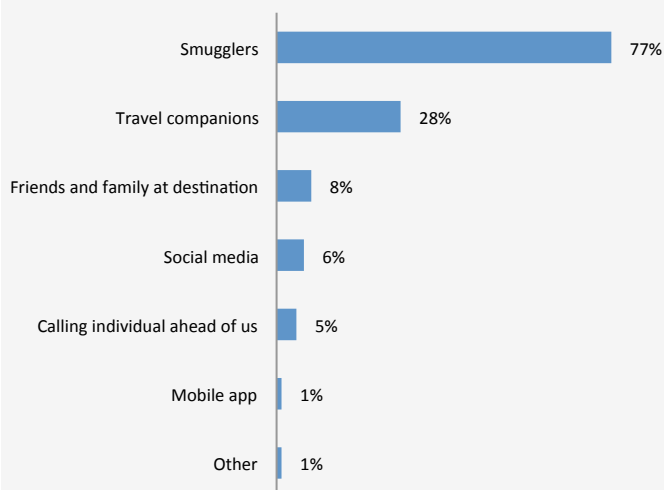
72% of respondents with close family members that were left behind, plan to eventually bring them to the country of destination

Why did household members stay behind?*

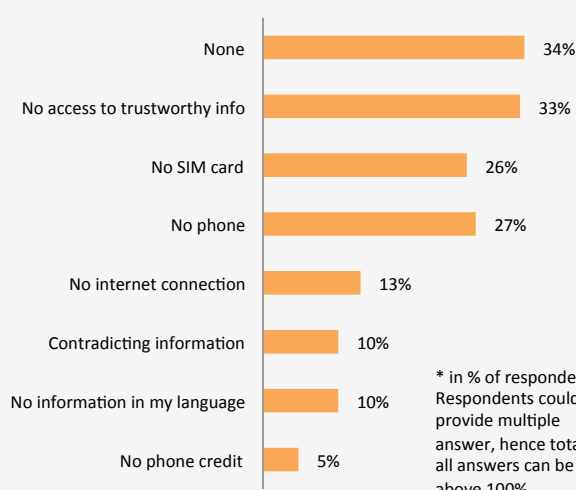


ACCESS TO INFORMATION RELATED TO JOURNEY (ROUTE, PROCESS, etc.)

Information sources used*



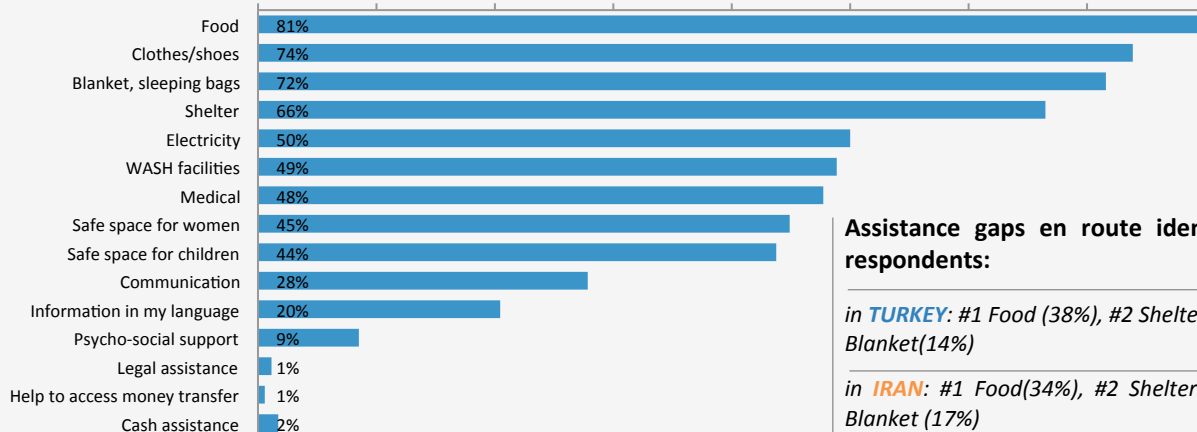
Main challenges to access information*



* in % of respondents. Respondents could provide multiple answer, hence total of all answers can be above 100%

ASSISTANCE RECEIVED EN ROUTE AND GAPS

Access to assistance in any country en route (% of respondents who received ...)



Assistance gaps en route identified by respondents:

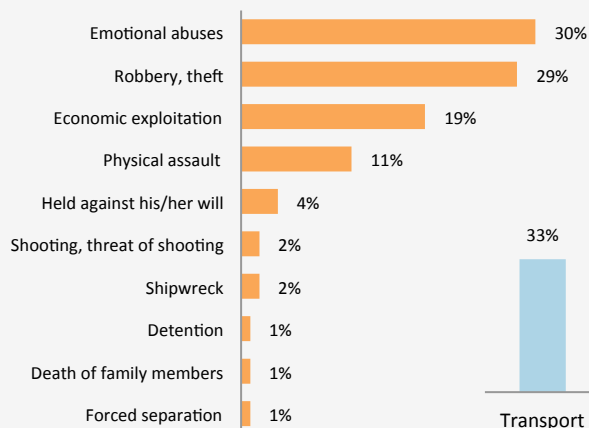
in **TURKEY**: #1 Food (38%), #2 Shelter (18%), #3 Blanket (14%)

in **IRAN**: #1 Food (34%), #2 Shelter (20%), #3 Blanket (17%)

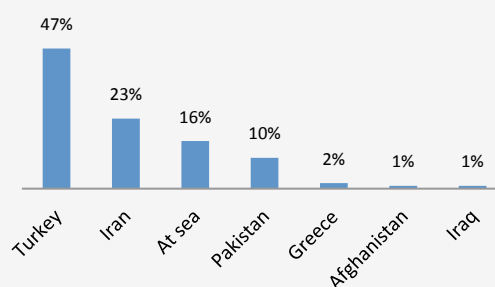
PROTECTION

37% of respondents directly witnessed or experienced protection incidents during the journey.

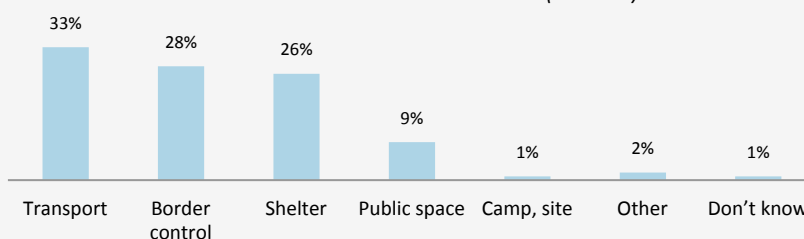
Protection incident witnessed or experienced



Where did the incident occur (country/sea)?



Where did the incident occur (location)?



10% of respondents have been separated from a family member during the journey. Separations took place at borders in Afghanistan or Iran. None had found the separated individuals at the time of the interview.

The United Nation High Commissioner for Refugees (UNHCR)
Supported by The Joint IDP Profiling Service (JIPS)



UNHCR
The UN Refugee Agency



The boundaries and names shown and the designations used on the maps do not imply official endorsement or acceptance by the United Nations.

Other sources: from: <http://data.unhcr.org/mediterranean/regional.php>

Contact:

For UNHCR: Daunia Pavone, Senior Regional IM Europe, pavone@unhcr.org and Ioannis Papachristodoulou, UNHCR Greece IM, papachri@unhcr.org

For JIPS: Damien Jusselme, Profiling Advisor, jusselme@jips.org