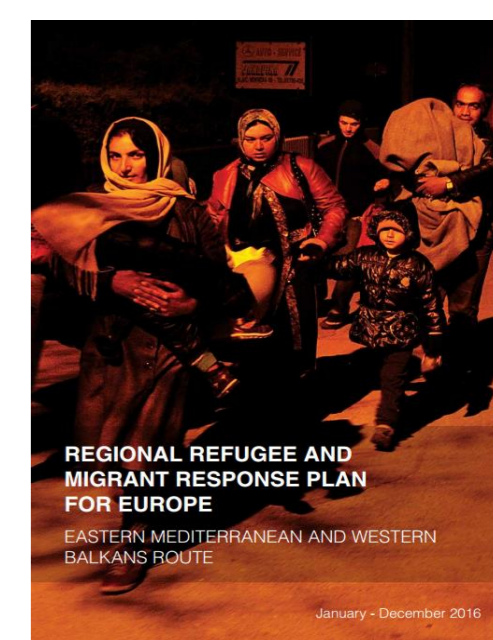
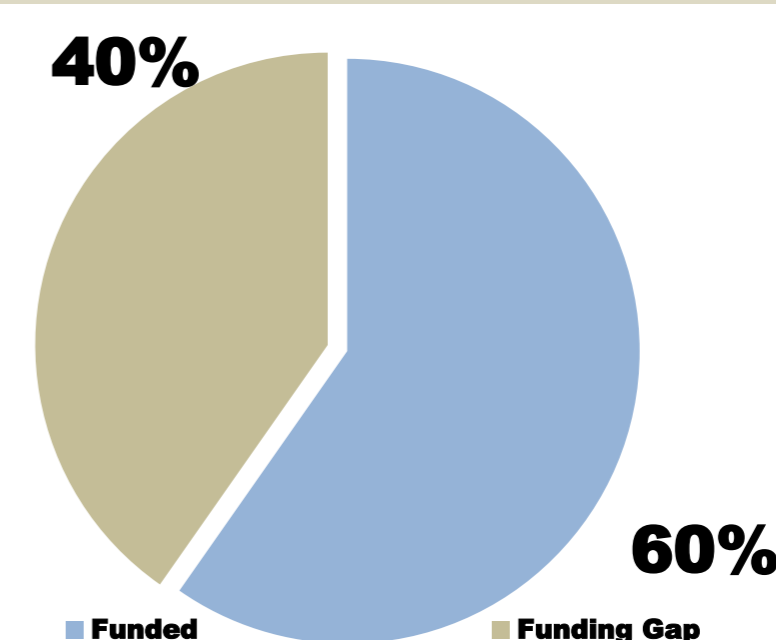


2016 REGIONAL REFUGEE AND MIGRANT RESPONSE PLAN FOR EUROPE

Funding snapshot as at 19 May 2016

The requirements presented in this funding snapshot refer to the 2016 Regional Refugee and Migrant Response Plan covering the period January to December 2016

Funding level*	
RRP requirements	\$550,539,639
Funding received	\$328,809,685
% funded	60%




Organization	Requirements (Jan - Dec 2016)	Funding received**							Total received	% funded
		Turkey	Greece	fYR Macedonia	Serbia	Croatia	Slovenia	Regional		
ActionAid	\$1,842,700		\$932,572						\$932,572	51%
ADRA Adventist Development and Relief Agency	\$3,665,308			\$101,836					\$101,836	3%
Agape	\$547,500								\$0	0%
Arbeiter Samariter Bund Deutschland e.V./PREDA Plus	\$211,850								\$0	0%
Arche Nova	\$475,000								\$0	0%
ARSIS Association for the Social Support of Youth	\$2,511,884		\$151,927						\$151,927	6%
Association Hope Jesenice/Institute Abraham	\$397,670								\$0	0%
BCHR Belgrade Center for Human Rights	\$54,000								\$0	0%
CARE International	\$1,732,050								\$0	0%
Caritas Athens	\$364,088		\$303,907						\$303,907	83%
Caritas Hellas	\$1,232,495		\$2,627,319						\$2,627,319	100%
Caritas Slovenia	\$1,150,250								\$0	0%
Catholic Relief Services	\$467,000								\$0	0%
Children and Youth Support Organisation	\$340,000								\$0	0%
Croatian Law Center	\$86,540								\$0	0%
Croatian Red Cross	\$6,134,874								\$0	0%
Dorcas	\$1,260,000			\$150,000					\$150,000	12%
DRC Danish Refugee Council	\$1,333,500			\$448,467					\$448,467	34%
Foundation Ana and Vlade Divac	\$1,099,474								\$0	0%
GIZ Gesellschaft für Internationale Zusammenarbeit	\$918,232								\$0	0%
HCIT Humanitarian Center for Integration and Tolerance	\$240,000								\$0	0%
Help-Hilfe zur Selbsthilfe e. V.	\$1,110,000								\$0	0%
Human Appeal	\$3,022,300		\$250,794						\$250,794	8%
ICMC International Catholic Migration Commission	\$400,000								\$0	0%
IMC International Medical Corps	\$8,051,224		\$2,516,427						\$2,516,427	31%
Information Legal Center	\$68,000								\$0	0%
Internews	\$1,404,245		\$119,484						\$119,484	9%
INTERSOS	\$360,000								\$0	0%
IOM International Organization for Migration	\$135,262,100	\$22,825,000	\$36,414,512	\$3,389,100	\$2,686,593	\$1,010,634	\$600,227	\$1,129,305	\$68,055,371	50%
IRC International Rescue Committee	\$17,525,000		\$23,765,950						\$23,765,950	100%
IsraAID	\$480,532								\$0	0%
JRS Jesuit Refugee Services	\$187,920								\$0	0%
KSPM-ERP Ecumenical Refugee Programme of the Church of La Strada	\$1,000,000		\$55,556						\$55,556	33%
Legis	\$1,844,000			\$971,308					\$971,308	97%
Macedonian Red Cross	\$2,140,000			\$206,409					\$206,409	11%
MCIC Macedonian Center for International Cooperation	\$500,000			\$2,770,270					\$2,770,270	100%
MDM Medecins du Monde	\$7,407,757		\$3,735,136	\$233,426					\$233,426	47%
Mercy Corps	\$5,502,183		\$6,916,099						\$3,735,136	50%
MYLA Macedonian Young Lawyers' Association	\$125,091			\$6,916,099					\$6,916,099	100%
NOSTOS 'Nostos' Organisation for Social Integration	\$1,230,000		\$656,000	\$524,907					\$524,907	100%
Nun Kultura	\$1,744,275			\$31,866					\$31,866	2%
OHCHR Office of the High Commissioner for Human Rights	\$410,462								\$0	0%
Operation Mercy	\$84,660			\$86,000					\$86,000	100%
Oxfam	\$5,686,240		\$7,548,586						\$7,548,586	100%
Peace Institute	\$50,000								\$0	0%
PIC Legal-informational centre for Non-Governmental	\$682,660								\$0	0%
Podpornica Evangelical Humanitarian Organisation with HIA	\$981,627						\$326,500		\$326,500	33%
PRAKSIS Projects of Development Social Support and Samaritan Purse	\$12,179,900		\$30,000						\$30,000	0%
SCI Save the Children	\$4,912,974								\$0	0%
SLOGA Slovenian Development and Humanitarian NGO	\$18,269,919		\$13,224,447						\$13,224,447	72%
Slovenian Philanthropy	\$169,000								\$0	0%
Slovenian Red Cross	\$438,816								\$0	0%
Solidarity Now	\$550,000								\$0	0%
SOS Children's Villages Serbia	\$1,242,000		\$16,700,000						\$16,700,000	100%
Standing conference of Towns and Municipalities	\$354,150								\$0	0%
UN Women	\$450,000								\$0	0%
UNDP United Nations Development Programme	\$1,406,616	\$100,000		\$80,000					\$180,000	13%
UNFPA United Nations Population Fund	\$8,000,000			\$2,225,000					\$2,225,000	28%
UNHCR United Nations High Commissioner for Refugees	\$3,415,000			\$125,574					\$125,574	4%
UNICEF United Nations Children's Fund	\$235,757,082		\$123,429,813	\$1,721,015	\$4,907,358			\$35,851,176	\$165,909,362	70%
UNOPS United Nations Office for Project Services	\$30,822,000		\$890,252	\$4,334,626	\$750,000		\$934,307		\$6,909,185	22%
UNV United Nations Volunteers	\$3,300,000								\$0	0%
Volunteer Center Slavonski Brod	\$660,000								\$0	0%
WAHA Women and Health Alliance International	\$32,000								\$0	0%
WHO World Health Organization	\$723,450			\$20,000					\$20,000	0%
WHO World Health Organization	\$4,364,000								\$20,000	0%
TOTAL	\$550,539,639	\$22,925,000	\$240,268,781	\$17,419,804	\$8,343,951	\$1,010,634	\$1,861,034	\$36,980,481	\$328,809,685	60%

	Turkey	Greece	fYR Macedonia	Serbia	Croatia	Slovenia	Regional	Total
Requirements Total	\$36,635,382	\$299,884,183	\$39,421,565	\$46,926,341	\$27,433,334	\$17,528,058	\$82,710,777	\$550,539,639
Funding Level Total	\$22,925,000	\$240,268,781	\$17,419,804	\$8,343,951	\$1,010,634	\$1,861,034	\$36,980,481	\$328,809,685
% Funded	63%	80%	44%	18%	4%	11%	45%	60%

* The funding level refers only to funding received against the Inter-Agency Appeal 2016
 ** Financial figures are from UNHCR and from OCHA's Financial Tracking Service (FTS)

DONORS (2016)



From the People of Japan

Funding also received from PRIVATE DONORS.