

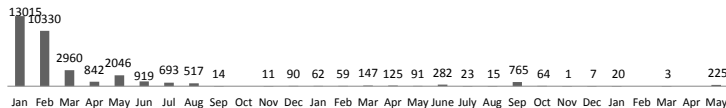
Age & Gender

	0-4	5-11	12-17	18-59	60+	Total	
Female	3,971	7,132	2,986	11,925	1,455	27,469	55.5%
Male	4,042	6,875	3,002	7,002	1,088	22,009	44.5%
Total	8,013	14,007	5,988	18,927	2,543	49,478	
	16.20%	28.31%	12.10%	38.25%	5.14%		


The decrease of Malian Refugees from **52,355** (as of end of April) to **49,478** (as of end of May) is mainly due to the de-activation of:

- individuals found to be Mauritanian nationals by the Joint Review Commission;
- families that were absent to the recent enrollement exercise in blocs 1 -5 ;
- families that were absent to 4 consecutive general food distributions.

Malian New Arrival



Malian Voluntary Returns



Occupation

No occupation	15,317	30.96%
Housekeepers (including housewives)	9,185	18.56%
Student	6,104	12.34%
Dairy and livestock producers	2,055	4.15%
Salespersons	458	0.93%
Sales representatives/merchant/trader	239	0.48%
Drivers of animal-drawn vehicles and machinery	207	0.42%
Blacksmiths and forge workers	170	0.34%
Unknown	212	0.43%
Builders (traditional materials)	100	0.20%
Motor vehicle drivers	97	0.20%
Farmers (crop and vegetable)	46	0.09%
Domestic helpers and cleaners	105	0.21%
Cooks	100	0.20%
Social work professionals	123	0.25%
Religious professionals	78	0.16%
Teaching Professionals	80	0.16%
Butchers, fishmongers	61	0.12%
Sweepers & related labourers	55	0.11%
Primary education teachers	52	0.11%
Medical assistants	38	0.08%
Others Occupations	59	0.12%

Place of Origin

Lere	38.7%
Tombouctou (ADM3)	16.4%
Tilemsi (El Haria)	14.2%
Gargando	8.2%
Goundam (ADM3)	4.9%
Nampala	3.3%
Niafunke (ADM3)	1.7%
Dioura	1.6%
Farach (Faguibine)	1.3%
Raz-EI-Ma	1.2%
Niono (ADM3)	1.0%
Soumpi	1.1%
Ber	0.9%
Mopti	0.8%
Others and n/a	4.7%

Ethnicity Background

Arab	49.73%
Tuareg	49.34%
Songye	0.34%
Bambara	0.19%
Pular, Fula	0.41%
Others and n/a	0.01%

	49478		14185	Total
	49478		14185	Registered
	2587 since 2013		751	Awaiting
				Voluntary Returns

Specific Needs

Woman at risk	1,537	1,537	3.11%
Older person at risk	1,299	966	4.58%
Single parent	211	10	0.45%
Unaccompanied or separated child	171	146	0.64%
Child at risk	287	152	0.89%
Disability	232	203	0.88%
SGBV	80	80	0.16%
Serious medical condition	48	41	0.18%
Specific legal and physical protection needs	3	20	0.05%
Family unity	1	1	0.00%
Torture	-	1	0.00%
Total Special Needs	3,869	1,539	5,408
			10.93%

An individual can have more than one specific need.

Education

No education	21,382	43.2%
Informal education	9,450	19.1%
-	10,191	19.9%
1 year (or Grade 1)	2,363	4.8%
2 years (or Grade 2)	1,658	3.4%
3 years (or Grade 3)	1,152	2.3%
4 years (or Grade 4)	893	1.8%
5 years (or Grade 5)	648	1.3%
6 years (or Grade 6)	672	1.4%
7 years (or Grade 7)	258	0.5%
8 years (or Grade 8)	162	0.3%
9 years (or Grade 9)	297	0.6%
10 years (or Grade 10)	85	0.2%
11 years (or Grade 11)	75	0.2%
12 years (or Grade 11)	177	0.4%
13 years (or Grade 12)	19	0.0%
14 years (or Grade 13)	21	0.0%
University	137	0.3%
Post Graduate	47	0.1%
Technical or vocational	12	0.0%
Child Friendly Space	108	0.2%

NB: Data on education and occupations is in the process of clean up.

Useful sex age breakdown

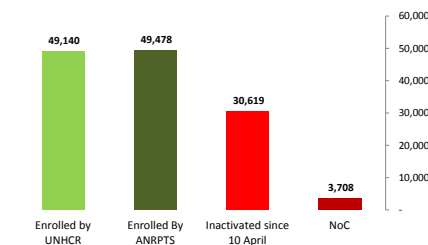
0 to 5 years	5,109	5,144	10,253	20.72%
3 to 6 years	4,557	4,508	9,065	18.32%
6 to 11 years	5,993	5,773	11,766	23.78%
12 to 17 years	2,986	3,002	5,988	12.10%
15 to 24 years	4,781	3,003	7,784	15.73%
13 to 49 years *	13,022	8,315	21,337	43.12%

* Sanitary Kits Cohort

Biometric Enrollement

Enrolled by UNHCR	49,140
Enrolled By ANRPTS	49,478
Inactivated since 10 April	30,619
NoC	3,708

Inactivated since 10 April 2013 (due to enrollement no-show)



Enrolled by place of origin

Tombouctou	Niafunke	20,387	37.2%
	Goundam	15,055	27.5%
	Tombouctou	8,717	15.9%
	Dire	130	0.2%
	Gourma-Rharous	99	0.2%
Tombouctou Total		44,388	81.0%
Bamako	Bamako	73	0.1%
Bamako Total		73	0.1%
Segou	Niono	2,158	3.9%
	Segou	182	0.3%
	Tominian	8	0.0%
	Baroueli	2	0.0%
Segou Total		2,350	4.3%
Mopti	Youwarou	635	1.2%
	Tenenkou	1,006	1.8%
	Mopti	480	0.9%
	Douentza	44	0.1%
	Koro	10	0.0%
	Djenne	4	0.0%
	Bandiagara	5	0.0%
Mopti Total		2,184	4.0%
Gao	Gao	62	0.1%
	Bourem	10	0.0%
	Ansongo	2	0.0%
Gao Total		74	0.1%

Enrolled by place of origin

