

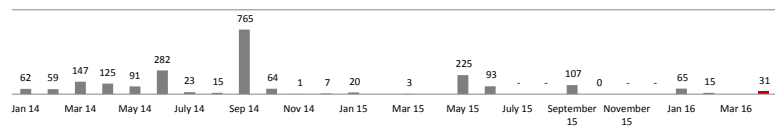
1st May 2016

## Age & Gender

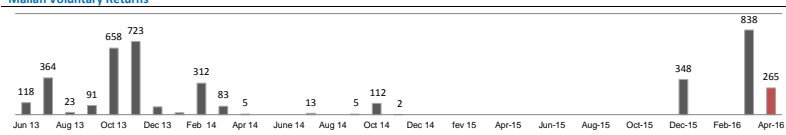
	0-4	5-11	12-17	18-59	60+	Total	% Total
Female	2,904	5,651	2,554	9,932	1,316	22,357	54.4%
Male	2,938	5,548	2,579	6,628	1,063	18,756	45.6%
<b>Total</b>	<b>5,842</b>	<b>11,199</b>	<b>5,133</b>	<b>16,560</b>	<b>2,379</b>	<b>41,113</b>	
	14.21%	27.24%	12.49%	40.28%	5.79%		

\*The decrease of Malian Refugees figures from 49,701 (as end of March) to 41,113 (as end of April) mainly due to the de-activation of 8,318 peoples / 2,164 families who were confirmed Mauritians during the verification exercise.

## Malian New Arrivals



## Malian Voluntary Returns



Occupation	Total	% Total
No occupation	12,227	29.7%
Housekeepers (including housewives)	7,358	17.9%
Student	4,940	12.0%
Dairy and livestock producers	1,898	4.6%
Salespersons	438	1.1%
Sales representatives/merchant/trader	139	0.3%
Drivers of animal-drawn vehicles and machinery	176	0.4%
Blacksmiths and forge workers	173	0.4%
Unknown	638	1.6%
Builders (traditional materials)	92	0.2%
Motor vehicle drivers	95	0.2%
Farmers (crop and vegetable)	51	0.1%
Domestic helpers and cleaners	5	0.0%
Cooks	20	0.0%
Social work professionals	120	0.3%
	12,138	29.5%
Religious professionals	74	0.2%
Teaching Professionals	75	0.2%
Butchers, fishmongers	58	0.1%
Sweepers & related labourers	13	0.0%
Primary education teachers	53	0.1%
Medical assistants	43	0.1%
Others Occupations	289	0.7%

Place of Origin	% Total
Lere	37.4%
Tombouctou (ADM3)	17.1%
Tilemsi (El Haria)	12.0%
Gargando	10.0%
Goundam (ADM3)	5.6%
Nampala	2.1%
Niafunke (ADM3)	2.0%
Dioura	2.1%
Farach (Faguibine)	1.4%
Raz-El-Ma	1.3%
Niono (ADM3)	0.6%
Soumpi	1.4%
Ber	0.9%
Mopti	1.1%
Others and n/a	5.1%

Ethnicity Background	% Total
Tuareg	60.9%
Arab	37.8%
Songye	0.4%
Bambara	0.3%
Pular, Fula	0.6%
Others and n/a	0.0%

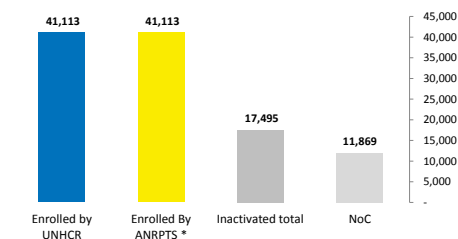
Useful sex age breakdown	Total	% Total
0 to 5 years	3,672	18.11%
3 to 6 years	3,209	15.69%
6 to 11 years	4,883	23.34%
12 to 17 years	2,554	12.49%
15 to 24 years	3,996	16.84%
13 to 49 years *	10,946	45.68%

## \* Sanitary Kits Cohort









## Biometric Enrollement

Enrolled by UNHCR	41,113
Enrolled By ANRPTS *	41,113
Inactivated total	17,495
NoC	11,869

Inactivated since 10 April 2013 (due to enrollement no-show)  
\*Agence Nationale du Registre des Populations et titres Securises



For more information, contact mohameah@unhcr.org or go to <http://data.unhcr.org/MaliSituation/country.php?id=132>

	41113		11715	Total
	41113		11715	Registered
	31		8	Awaiting
	4026		1146	Total Voluntary Returns since 2013

## Specific Needs

	Total	% Total
Woman at risk	1,536	3.74%
Older person at risk	1,283	5.48%
Single parent	213	0.54%
Unaccompanied or separated child	172	0.76%
Child at risk	290	1.07%
Disability	235	1.09%
SGBV	98	0.24%
Serious medical condition	52	0.24%
Specific legal and physical protection needs	3	0.06%
Family unity	1	0.00%
Torture	-	0.00%

Total Specific Needs	3,883	1,551	5,434	13.22%
----------------------	-------	-------	-------	--------

An individual can have more than one specific need.

Education	Total	% Total
No education	17,807	43.3%
Informal education	7,135	17.4%
-	8,772	21.3%
1 year (or Grade 1)	2,006	4.9%
2 years (or Grade 2)	1,388	3.4%
3 years (or Grade 3)	924	2.2%
4 years (or Grade 4)	687	1.7%
5 years (or Grade 5)	502	1.2%
6 years (or Grade 6)	535	1.3%
7 years (or Grade 7)	222	0.5%
8 years (or Grade 8)	149	0.4%
9 years (or Grade 9)	278	0.7%
10 years (or Grade 10)	84	0.2%
11 years (or Grade 11)	73	0.2%
12 years (or Grade 11)	179	0.4%
13 years (or Grade 12)	21	0.1%
14 years (or Grade 13)	27	0.1%
University	144	0.4%
Post Graduate	47	0.1%
Technical or vocational	10	0.0%
Child Friendly Space	123	0.3%

NB: Data on education and occupations is in the process of clean up.

The hyphen (-) value stands for 'not applicable' and will change gradually in tandem with the clean up process.

Enrolled by place of origin	Total	% Total
Tombouctou	20,387	37.2%
Goundam	15,055	27.5%
Tombouctou	8,717	15.9%
Dire	130	0.2%
Gourma-Rharous	99	0.2%
Tombouctou Total	44,388	81.0%
Bamako	73	0.1%
Bamako Total	73	0.1%
Segou	2,158	3.9%
Segou	182	0.3%
Tominian	8	0.0%
Baroueli	2	0.0%
Segou Total	2,350	4.3%
Mopti	635	1.2%
Tenenkou	1,006	1.8%
Mopti	480	0.9%
Douentza	44	0.1%
Koro	10	0.0%
Djenne	4	0.0%
Bandiagara	5	0.0%
Mopti Total	2,184	4.0%
Gao	62	0.1%
Bourem	10	0.0%
Ansongo	2	0.0%
Gao Total	74	0.1%

## Enrolled by place of origin

