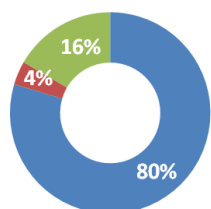


### Displacement Overview



**218,790** Individuals

**39,928** Households



**169,970** IDPs (80%)

**8,108** Unregistered Refugees (4%)

**35,434** Returnees (16%)

### Demographics



**50%** Female

**50%** Male



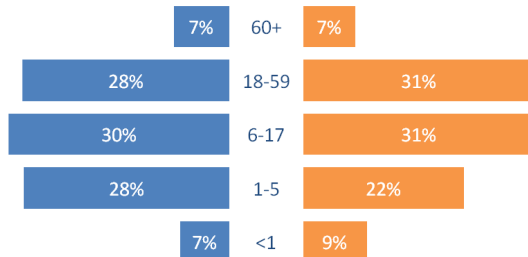
**63%** Minors



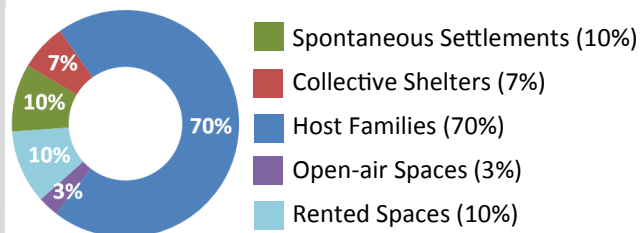
**8.35** Average Household Size

### Age/Gender Distribution

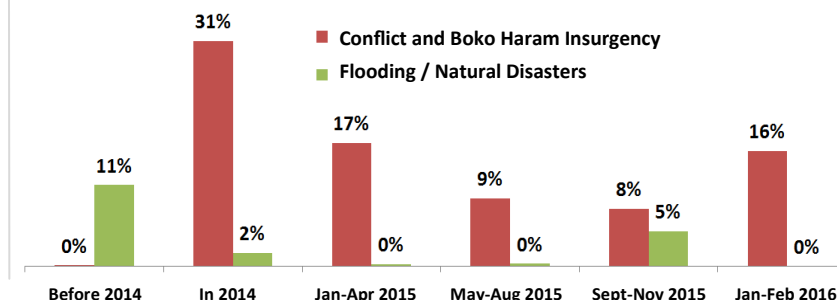
Male Age Female  
(in % of total by sex)



### Shelter Type

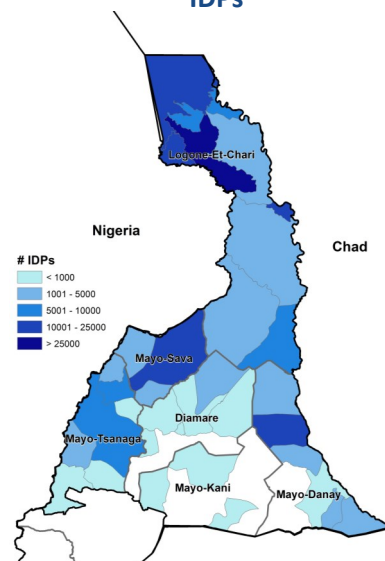


### Reasons of Displacement by Period

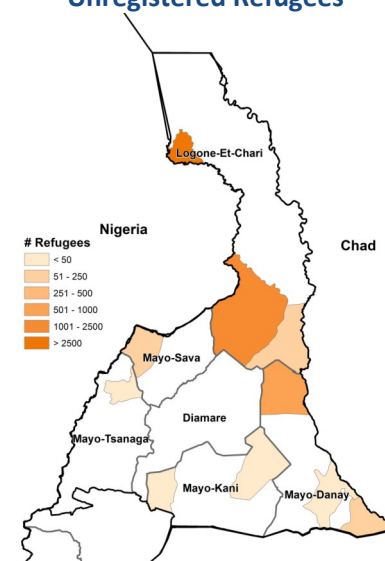


### Population Distribution by Department

#### IDPs



#### Unregistered Refugees



#### Returnees

