

June Statistical Dashboard



Inter-Agency
Coordination
Lebanon

The monthly dashboard summarizes the progress made by partners involved in the Lebanon Crisis Response and highlights trends affecting people in need. Partners in Lebanon are working to: 1) ensure humanitarian assistance and protection for the most vulnerable among the displaced from Syria and poorest Lebanese; 2) strengthen the capacity of national and local delivery systems to expand access to and quality of basic services; and 3) reinforce Lebanon's economic, social, institutional and environmental stability.

2016 Planning Figures



5.9 million
Estimated population living in Lebanon



3.3 million
People in need



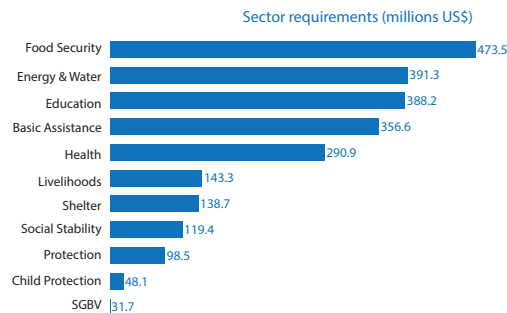
1.5 million
Displaced Syrians



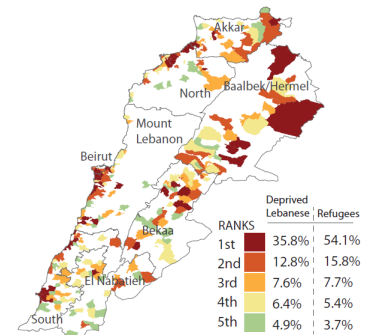
300,000
Palestinians (PRS and PRL)



2016 Funding Requirements US\$ 2.48 billion

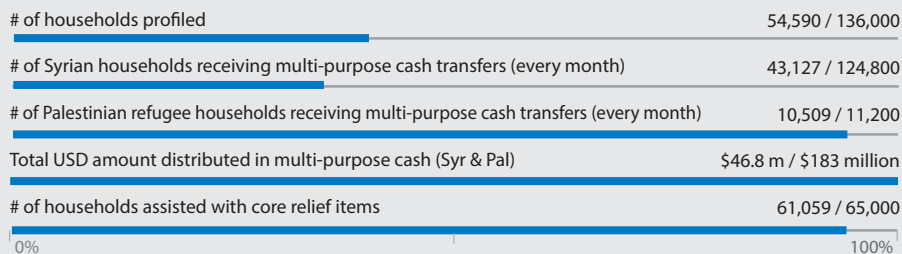


251 Most Vulnerable Cadastrals



Basic Assistance

reached / target



Minimum Expenditure Basket (MEB)¹ 114 \$/capita/month

Survival Minimum Expenditure Basket (SMEB)¹ 87 \$/capita/month

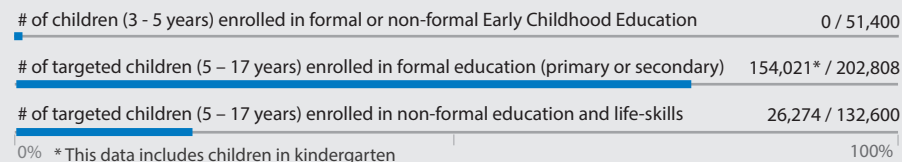
Syrian refugee households living on less than MEB¹ 69%

Syrian refugee households living on less than SMEB¹ 52%



Education

reached / target



School aged Syrian refugee children (age 3-17)² 477,034

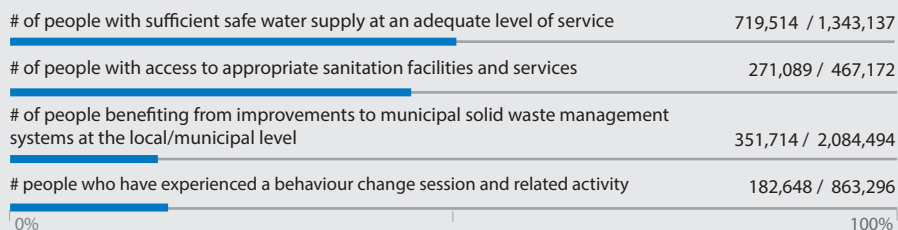
School aged Palestinian refugees from Syria (age 3-17)³ 10,950

of public schools operating second shifts for the 2015-16 school year⁴ 238

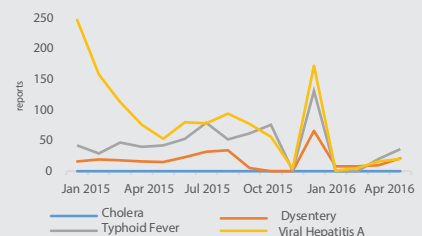


Energy & Water

reached / target

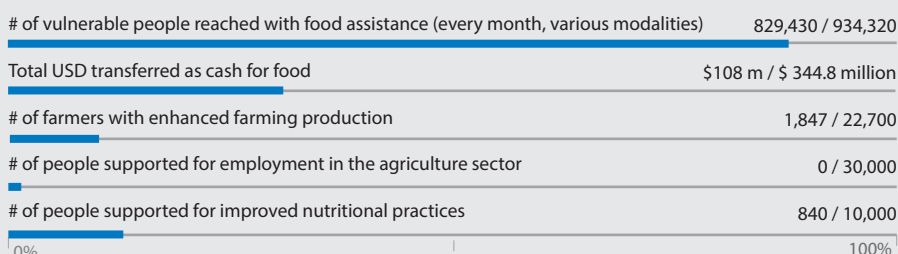


Trends of WASH related diseases from Jan 2015 to April 2016⁸



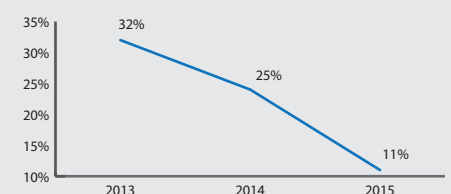
Food Security

reached / target



WFP food voucher amount⁶ 27 \$/person/month

Percentage of Syrian households with food security¹





Health

	reached / target
# of primary health care consultations provided	830,232 / 3,204,000
# of persons assisted with their hospital bills	36,511 / 128,500
# of staff receiving salary support at central, peripheral and public health centre level	108 / 283

0%

100%

Number of PHCs in MoPH network	222
# of MoPH PHCs health care staff trained on Mental Health Gap Action Programme (mhGAP)	85
# of MoPH National Tuberculosis Program (NTP) staff receiving trainings on TB culture process & specimen transportation or the TB referral network	30



Livelihoods

	reached / total
# micro, small and medium enterprises (MSME) & cooperatives supported	432 / 1,800
# of targeted vulnerable people working on public infrastructure/ environmental assets upgrading	3,277 / 65,000
# people trained and/or provided with marketable skills and services	6,553 / 54,159

0%

100%

Adult Syrian refugees working at least one day in the month preceding the visit in which they were profiled	27%
Host community members report an increase of unemployment since the beginning of the crisis	90%
Youth unemployment rate before the crisis	34%



Protection, SGBV and Child Protection

	reached / total
# of individuals enrolled for the first time in life skills activities in community centers	7,487 / 17,000
# of individuals who received individual legal counseling on obtaining legal stay documentation	7,249 / 30,000
# of individuals who received individual legal counseling on birth registration	11,769 / 50,000
# of interventions to mitigate protection concerns and ensure access to services (includes referrals)	7,436 / 20,000
# community leaders and gatekeepers trained and/or engaged on GBV	334 / 4,500
# individuals accessing psycho-social support in safe spaces	29,472 / 120,000
# of girls and boys who are survivors or at risk receiving specialist child protection support	4,220 / 8,304
# of girls and boys participating in structured, sustained child protection or psychosocial support programmes	99,320 / 152,682
# of individuals (girls, boys and caregivers) reached with community mobilization, awareness or information	189,975 / 402,470
# of people trained on child protection	1,183 / 2,550

0%

100%

Total registered Syrian refugees ²	1,033,513
Percentage of Syrian refugee who are women and children ²	79%
Percentage of Syrian households with residency permits for all members ¹	28%
Residency permit fee per person (age 15+)	USD 200
Documents required to obtain legal residency (for UNHCR-registered refugees) include:	
<ul style="list-style-type: none"> certified copies of a lease agreement or real-estate deed; certified attestation from a mukhtar (village leader) that the landlord owns the property; notarized pledge not to work; and proof of financial means or support received. 	
National SOP for Case Management is launched and in effect.	
Community leaders and gatekeepers trained and engaged on Child Protection & Psychosocial Support	223



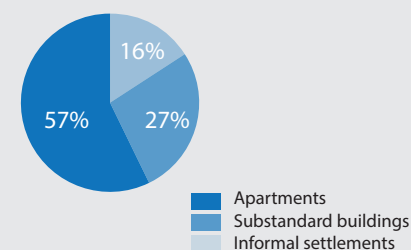
Shelter

	reached / total
# of people benefiting from weatherproofing	52,527 / 224,464
# of people benefiting from rehabilitation of substandard buildings	27,557 / 147,353
# of people benefiting from weatherproofing or weatherproofing and WASH upgrades of substandard buildings	15,877 / 60,566
# people who received conditional cash for rent	5,146 / 57,468

0%

100%

Syrian refugee shelter type⁵



Social Stability

	reached / total
# community & municipal support project implemented to alleviate resource pressure and reduce tensions	80 / 732
# new dispute resolution and conflict prevention mechanisms established	17 / 32
# youth and children engaged in social stability initiatives	2,244 / 12,550

0%

100%

Number of vulnerable cadastres where population has increased by 50% or more	114
Percentage of municipalities too small to provide any local services	70%
Percentage of host and displaced communities members reporting multiple causes of tensions	55%

Sources:

¹ Vulnerability Assessment of Syrian Refugees (VASyR) 2015, <http://data.unhcr.org/syrianrefugees/download.php?id=10006>² UNHCR refugee data, as of 30 June 2016³ UNRWA, 2015⁴ UNHCR 2016⁵ Interagency Shelter Survey 2015⁶ World Food Programme January 2016 Update, <http://data.unhcr.org/syrianrefugees/download.php?id=10220>⁷ Interagency Social Stability December 2016 Update, <http://data.unhcr.org/syrianrefugees/download.php?id=10171>⁸ Ministry of Public Health