

Total Active Registered Syrians **657,048**



Urban

515,781
78.5%


Camps

141,267
21.5%

Standard Age and Gender

| Age | 0-4 | 5-11 | 12-17 | 18-35 | 36-59 | 60+ | Total | % |
|--------|---------|---------|--------|---------|---------|--------|---------|-------|
| Female | 51,414 | 70,228 | 43,021 | 98,519 | 55,881 | 13,901 | 332,964 | 50.7% |
| Male | 54,323 | 74,247 | 45,412 | 92,344 | 47,804 | 9,954 | 324,084 | 49.3% |
| Total | 105,737 | 144,475 | 88,433 | 190,863 | 103,685 | 23,855 | 657,048 | 100% |
| | 16.1% | 22.0% | 13.5% | 29.0% | 15.8% | 3.6% | | |

Place of Origin

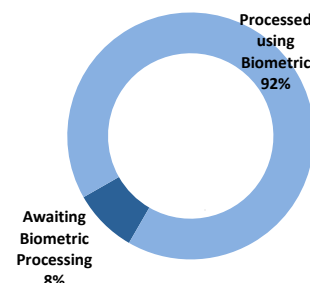
| | | |
|----------------|---------|-------|
| Dar'a | 277,568 | 42.2% |
| Homs | 106,414 | 16.2% |
| Rural Damascus | 78,516 | 11.9% |
| Aleppo | 64,697 | 9.8% |
| Damascus | 48,991 | 7.5% |
| Hama | 32,893 | 5.0% |
| Ar-raqqa | 15,524 | 2.4% |
| Idleb | 10,578 | 1.6% |
| Deir-ez-zor | 6,211 | 0.9% |
| Al-hasakeh | 4,986 | 0.8% |
| Quneitra | 2,845 | 0.4% |
| As-sweida | 1,410 | 0.2% |
| Lattakia | 1,292 | 0.2% |
| Tartous | 346 | 0.1% |
| Other | 4,777 | 0.7% |

Specific Needs

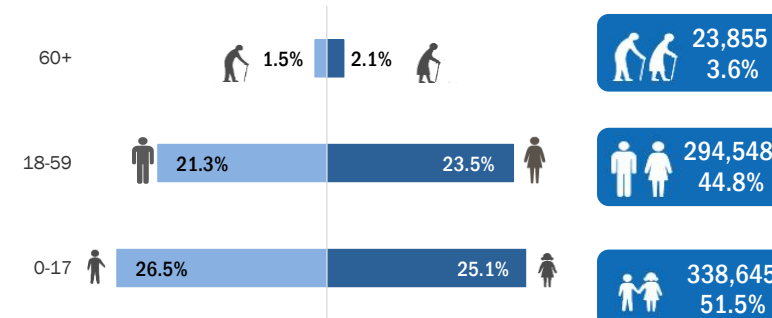
| | | |
|--|---------|-------|
| Child at risk | 49,907 | 7.6% |
| Specific legal and physical protection needs | 49,901 | 7.6% |
| Serious medical condition | 41,837 | 6.4% |
| Woman at risk | 24,663 | 3.8% |
| Single parent | 21,378 | 3.3% |
| Disability | 17,583 | 2.7% |
| Older person at risk | 5,838 | 0.9% |
| Unaccompanied or separated child | 4,720 | 0.7% |
| Total | 215,827 | 32.8% |

* An individual can have more than one specific need

Biometric Statistics (IRIS)



Age-Gender Breakdown



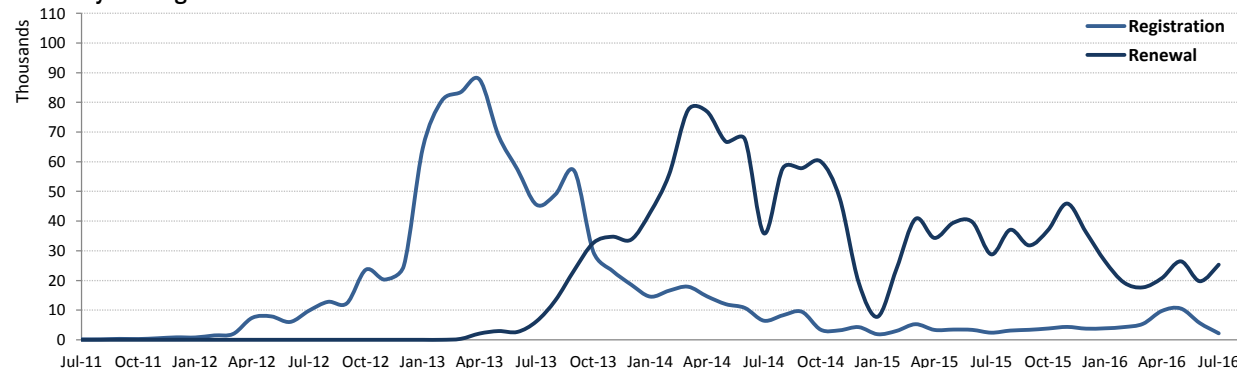
Arrivals

| | | |
|----------|---------|-------|
| Pre-2011 | 10,053 | 1.5% |
| 2011 | 22,529 | 3.4% |
| 2012 | 175,684 | 26.7% |
| 2013 | 301,224 | 45.8% |
| 2014 | 81,457 | 12.4% |
| 2015 | 33,176 | 5.0% |
| 2016 | 32,925 | 5.0% |

Registration Trend

| | | |
|------|---------|-------|
| 2011 | 2,360 | 0.2% |
| 2012 | 129,339 | 12.9% |
| 2013 | 665,206 | 66.5% |
| 2014 | 121,387 | 12.1% |
| 2015 | 41,043 | 4.1% |
| 2016 | 41,619 | 4.2% |

Syrian Registration Trend since 01 March 2011



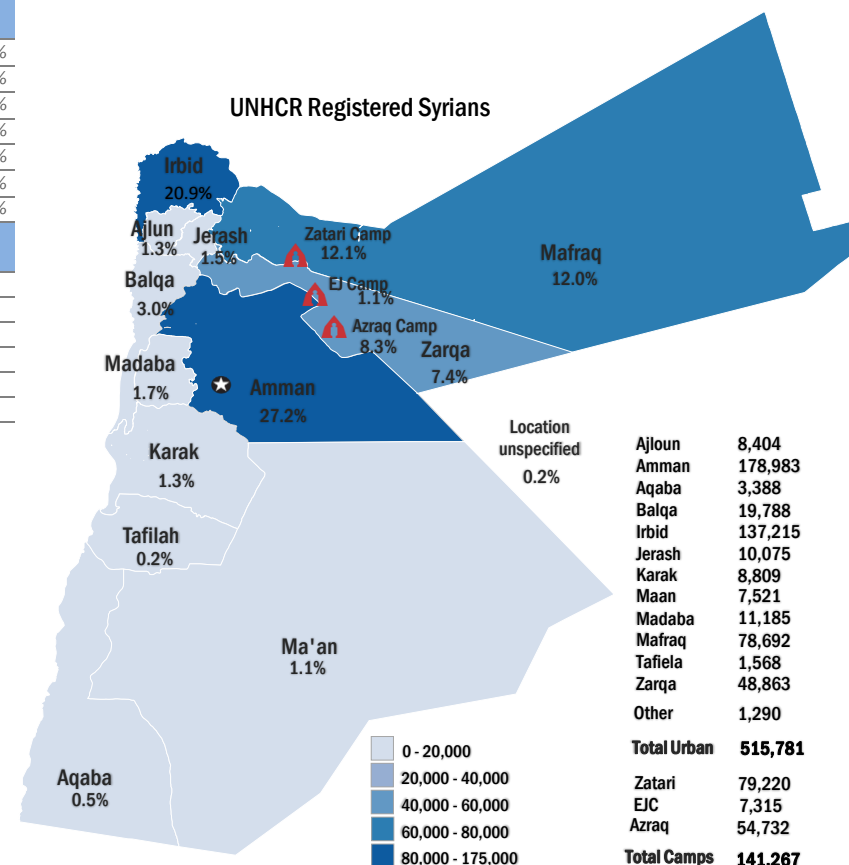
Interagency Portal: <http://data.unhcr.org/Syrianrefugees>

UNHCR on the web: <http://www.unhcr.org>; <http://www.unhcr.org>

UNHCR on Social network: <http://www.facebook.com/UNHCRJordan>; http://twitter.com/And_Harper; <http://twitter.com/ZaatarCamp>

DAG Jordan

UNHCR Registered Syrians



| | |
|--------|---------|
| Ajloun | 8,404 |
| Amman | 178,983 |
| Aqaba | 3,388 |
| Balqa | 19,788 |
| Irbid | 137,215 |
| Jerash | 10,075 |
| Karak | 8,809 |
| Maan | 7,521 |
| Madaba | 11,185 |
| Ma'raq | 78,692 |
| Tafila | 1,568 |
| Zarqa | 48,863 |
| Other | 1,290 |

Total Urban 515,781

Zatari 79,220

EIC 7,315

Azraq 54,732

Total Camps 141,267

* Coloured map only reflects refugees living outside camps.