

# Uganda - South Sudan Refugee Situation 01 of August 2016

Info-graphic and statistics

## Total

As end of June 2016

229,176

Refugees and asylum-seekers

Post 1st July 2016

57,605

Refugees

Estimated South Sudanese in Country

286,781

Refugees and Asylum- Seekers

## Key Statistics for (Post 1 July 2016)



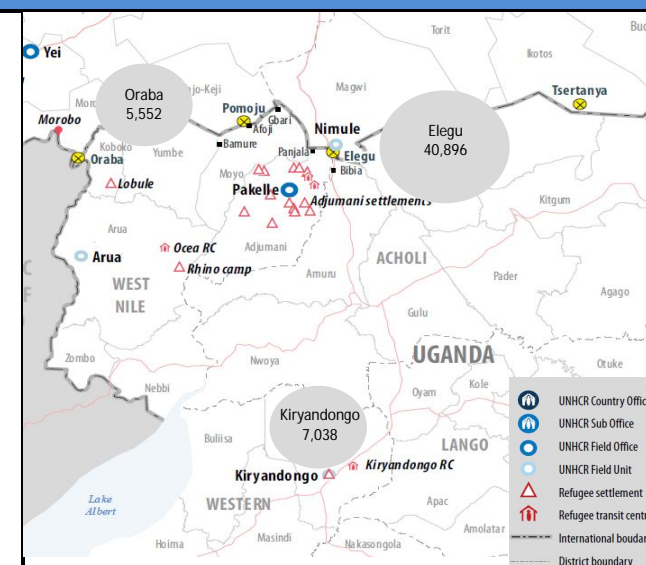
65 %  
of the population are  
**Children <18**



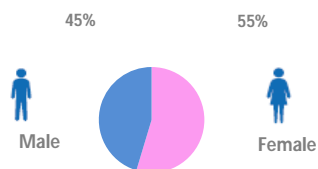
88 %  
of the population are **Women and Children**



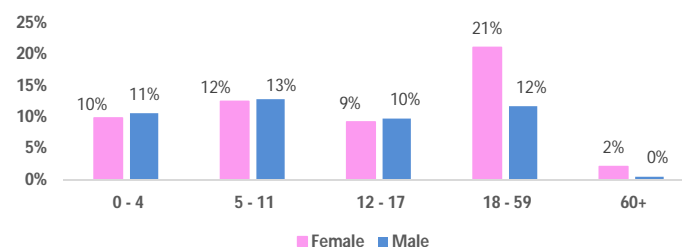
3 %  
of the population are **Elderly**



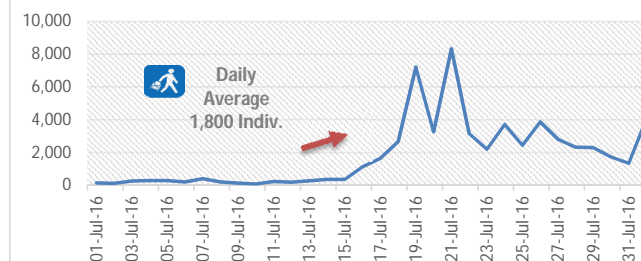
\* The remaining figures in other locations



Age gender break down percentage (%)



New arrivals trend since 1st July 2016



Registered : person of concern who went through level 1/ level 2 registration with government , Unregistered : new arrivals pending registration

Source : Government , Office of the Prime Minister, Refugee Department

Contact : UNHCR, Abdelrahman JABER, Associate Information Management officer, jaber@unhcr.org,Tel: +256(0)772 707057 |Web-portal : <http://data.unhcr.org/>

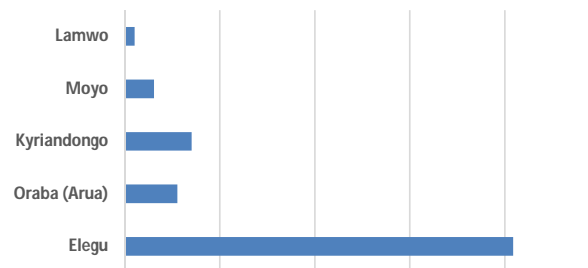
## Uganda - South Sudan Refugee Situation (Daily Arrivals Since July 2016)

Date	Elegu	Moyo	Lamwo	Kuluba / Oraba	Kiryandongo	Total
01-Jul-16	130			0	12	142
02-Jul-16	99			0	18	117
03-Jul-16	213			15	32	260
04-Jul-16	218			45	25	288
05-Jul-16	218			0	58	276
06-Jul-16	117			31	55	203
07-Jul-16	267			15	117	399
08-Jul-16	167			5	30	202
09-Jul-16	94			1	27	122
10-Jul-16	33			3	37	73
11-Jul-16	159			5	62	226
12-Jul-16	90			27	62	179
13-Jul-16	199			2	60	261
14-Jul-16	276			17	57	350
15-Jul-16	269			29	55	353
16-Jul-16	601	300	150	24	48	1,123
17-Jul-16	1,378	89	24	102	40	1,633
18-Jul-16	1,782	153	20	388	304	2,647
19-Jul-16	6,000	217	115	545	348	7,225
20-Jul-16	2,000	156	20	580	506	3,262
21-Jul-16	6,500	659	156	642	380	8,337
22-Jul-16	2,099	168	13	465	411	3,156
23-Jul-16	1,500	0	95	329	276	2,200
24-Jul-16	3,000	237	45	226	193	3,701
25-Jul-16	1,213	247	57	370	555	2,442
26-Jul-16	2,498	236	56	297	783	3,870
27-Jul-16	1,928	154	27	222	475	2,806
28-Jul-16	1,444	193	39	308	335	2,319
29-Jul-16	1,649		59	158	426	2,292
30-Jul-16	1,190	63	46	124	370	1,793
31-Jul-16	745	61	62	257	149	1,274
01-Aug-16	2,820	140	62	320	732	4,074
<b>Total</b>	<b>40,896</b>	<b>3,073</b>	<b>1,046</b>	<b>5,552</b>	<b>7,038</b>	<b>57,605</b>

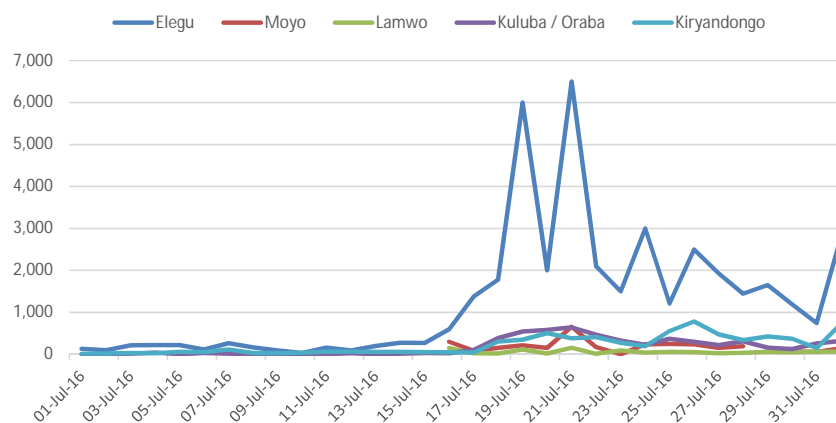
### Total Arrivals per Month Since July 2016

July	53,531	Oct	Dec
Aug	4,074	Nov	
Sep			

Location	Total
Elegu	40,896
Oraba (Arua)	5,552
Kyriandongo	7,038
Moyo	3,073
Lamwo	1,046
<b>Total</b>	<b>57,605</b>
Post 7 Jul 2016 i	51,174



### Arrivals per location



Registered : person of concern who went through level 1/ level 2 registration with government , Unregistered : new arrivals pending registration

Source : Government , Office of the Prime Minister, Refugee Department

Contact : UNHCR, Abdelrahman JABER, Associate Information Management officer, jaber@unhcr.org,Tel: +256(0)772 707057 |Web-portal : <http://data.unhcr.org/>

## Uganda - South Sudan Refugee Situation, Population in Reception Facilities (Since July 2016)

## Uganda - Population in temporary reception facilities

CP: Collection Point , RC: Reception Centre, TC: Transit Centre

[illegible]