

KEY FIGURES

Daily arrival figures from July 2016 are based on manual emergency registration or head-counts/wrist-banding. Confirmed figures will be available as the new arrivals undergo biometric registration. Figures prior to July are from the Government's Refugee Information Management System (RIMS).

945

Number of new arrivals on Thursday 24th August

1,415

Number of new arrivals on Wednesday 23rd August

90,983

Number of new arrivals after 1st July 2016 (as per field reports)

125,280

Number of new arrivals in 2016

320,159

Total number of South Sudanese refugees in Uganda

PRIORITIES

- Rapid relocation of refugees from reception facilities to new settlement areas
- Continued monitoring of health situation (and potential disease outbreaks, especially cholera) in overcrowded reception facilities
- Providing specialized and prioritized protection assistance to refugees with specific needs in Bidibidi

UGANDA

EMERGENCY UPDATE ON THE SOUTH SUDAN REFUGEE SITUATION

INTER-AGENCY DAILY #32 | 25TH – 26TH AUGUST 2016

HIGHLIGHTS

- **2,360 people have fled to Uganda over the past two days**, 1,415 on Wednesday and 945 on Thursday.
- New arrivals in Adjumani report that the fighting in South Sudan is spreading to larger towns. There have been reports of shootings in Magwi and Duk. Many people have reportedly left their houses and are hiding in the bush for fear of attack from armed groups. New arrivals report that they expect the influx to continue for some days, especially if there is a further deterioration in the security situation. Many new arrivals continue to report the kidnapping of young men and boys in to armed groups.
- New arrivals in Arua report the continued harassment of civilian populations by armed groups. Those suspected of supporting opposing sides of the conflict are being detained and killed. Public services are dwindling in the face of the ongoing violence. New check points are reportedly being operated by armed groups on the Yei to Oraba road, where people are being extorted for money.
- 2,927 refugees were transported from Adjumani to Bidibidi settlement, while 632 were taken from Ocea Reception Centre in Arua to Bidibidi, bringing the total number relocated there to 25,796.
- Malnutrition amongst new arrivals is high. In Bidibidi settlement, ongoing screening has provided preliminary results showing global acute malnutrition rates at 9.5% and severe acute malnutrition rates at 2.9%.
- A new referral system has been implemented to ensure persons with specific needs, such as the elderly, disabled, children at risk, amongst others, are provided with timely and effective protection assistance.
- As the decongestion of reception facilities continues, the water, sanitation and hygiene situation is improving. Clean water provision at Nyumanzi Transit Centre is now at 18 litres per person per day. Additional, Bidibidi settlement is receiving 16.6 litres per person per day.
- There have been a total of 59 suspected cholera cases, including three Ugandan nationals. 58 have successfully received treatment and been discharged. Only one new case has been reported in the last five days. Outreach and awareness campaigns are continuing in Pagirinya settlement.

UPDATE ON SITUATION

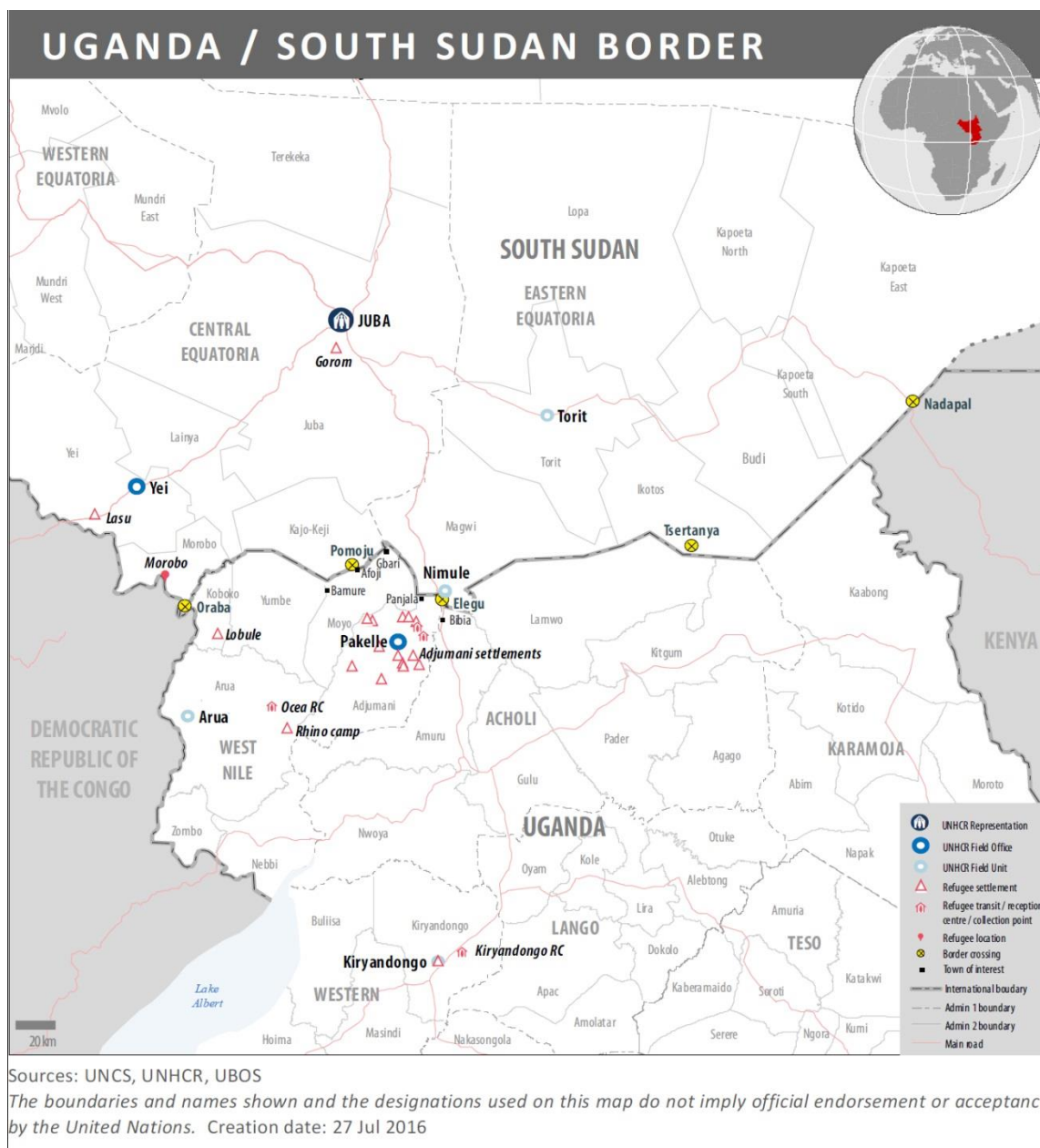
- A two-day protection training course was held for staff and volunteers on child protection, sexual and gender-based violence, persons with specific needs, as well as on general protection issues at Nyumanzi Transit Centre. A community watch group was also set up to assist with enhancing security.
- In Yumbe, improvements were made at a health centre in Lyete ahead of a move to 24-hour care. A vaccination campaign is also ongoing.

Operational Priorities

- Decongesting transit and reception centres continue to be a key priority as overcrowding brings an increased risk of the spread of diseases. Relocation to Yumbe will continue to take place on a daily basis, alongside awareness-raising campaigns through announcements, community mobilisers, partner staff and other mass communication platforms.
- Strict health and sanitation measures are being put in place and health monitors are exercising high vigilance in order to rapidly identify any contagious diseases.
- In Bidibidi, the operation is focused on the reception of refugees and the provision of services to new arrivals. Refugees continue to be provided with plots of land, together with shelter kits, basic household items and dry food rations.
- There is a need to increase medical supplies for Koboko Health Centre, particularly anti-malarial medication and vaccinations.



Newly-arrived refugees wait in line to board a ferry to cross the Nile River on their way to Bidibidi settlement in Yumbe district, northern Uganda. © UNHCR/M. Farman-Farmaian



Contacts:

Government of Uganda (OPM) Coordination Contacts:

David Apollo Kazungu, Commissioner for Refugees, dakazungu@gmail.com, Tel.: +256 (0) 776 411 448
 Douglas Asimwe, Principal Refugees Protection Officer, asiimwedw@yahoo.com, Tel.: +256 (0) 772 969 054
 John Alinaitwe, Senior Settlement Officer, comdt2k@yahoo.co.uk, Tel.: +256 (0) 772 425 718
 Titus Jogo, Refugee Desk Officer, Adjumani, Tel: +256 (0) 392 725 718
 Solomon Osakana, Refugee Desk Officer Arua, Tel: +256 (0) 772 854 919
 Robert Baryamwesiga, Settlement Commandant Bidibidi, Yumbe, Tel: +256 (0) 774 983 650
 Armitage Basikania, Settlement Commandant, Rhino Camp, Arua, Tel: +256 (0) 774 173 966

UNHCR Coordination Contacts:

Nasir Fernandes, Senior Emergency Coordinator, fernandn@unhcr.org, Tel.: +26 (0) 776 730 013
 Jens Hesemann, Senior Field Coordinator, hesemann@unhcr.org, Tel: +256 (0) 772 701 011

Media and Reporting Contact:

Charlie Yaxley, Associate External Relations Officer, yaxley@unhcr.org, Tel: +256 (0) 776 720 045

Data and Information Management Contact:

Abdelrahman Jaber, Associate Information Management Officer, jaber@unhcr.org, Tel: +256 (0) 772 701 057

Links:

[South Sudan Regional portal](#) - [UNHCR working with Government of Uganda and emergency response partners to contain cholera outbreak amongst the newly arrived South Sudanese refugees in Adjumani district, Uganda](#)

Print Date 26/08/2016 16:26

Uganda - South Sudan Refugee Situation 25 of August 2016

Info-graphic and statistics

Total

As end of June 2016

229,176

Refugees and
asylum-seekers

Registered in RIMS
(bio-metric)

Post 1st July 2016

90,983

Refugees
(new arrivals)

Estimated Arrivals

Estimated South Sudanese in Country

320,159 *

Refugees and Asylum-
Seekers

* Daily arrival figures since 1st July 2016 are based on manual emergency registration or head-counts/wrist-banding. Confirmed figures will be available as the new arrivals undergo biometric registration (RIMS), managed by Uganda government (OPM).

Key Statistics for (Post 1 July 2016)



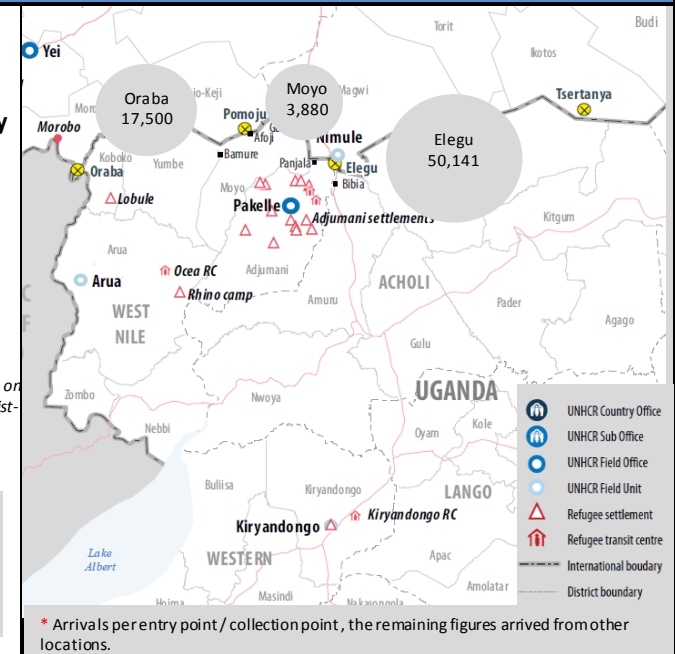
64 %
of the population are
Children <18



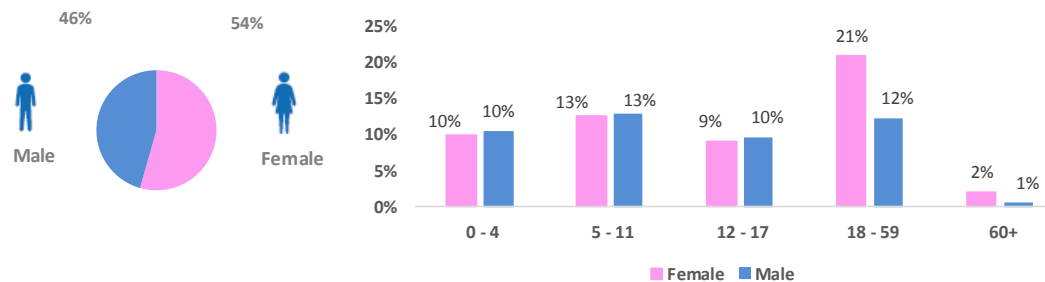
87 %
of the population are
Women and Children



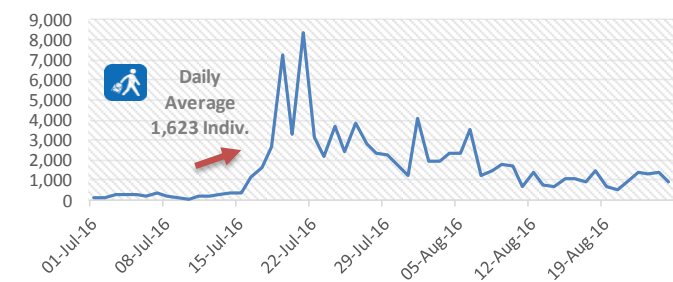
3 %
of the population are
Elderly



Age gender break down percentage (%)



New arrivals trend since 1st July 2016



Uganda - South Sudan Refugee Situation, Daily Arrivals (Since July 2016)

Date	Elegu	Moyo	Lamwo	Kuluba / Oraba	Kiryandon go	Total
01-Aug-16	2,820	140	62	320	732	4,074
02-Aug-16	490	43	61	290	1,029	1,913
03-Aug-16	840	74	78	89	889	1,970
04-Aug-16	1,087		60	292	869	2,308
05-Aug-16	1,026	34	10	463	838	2,371
06-Aug-16	997	52	114	1,547	820	3,530
07-Aug-16	382	69	82	501	169	1,203
08-Aug-16	128	70	2	491	746	1,437
09-Aug-16	400	11	60	362	941	1,774
10-Aug-16	374	4	20	469	864	1,731
11-Aug-16	126	14	0	286	223	649
12-Aug-16	189	7	36	610	549	1,391
13-Aug-16	160		4	305	285	754
14-Aug-16	221		8	324	114	667
15-Aug-16	265	103	34	370	279	1,051
16-Aug-16	233	72	55	471	208	1,039
17-Aug-16	138		61	554	126	879
18-Aug-16	231		6	1,000	210	1,447
19-Aug-16	237	66	14	266	100	683
20-Aug-16	189		5	195	124	513
21-Aug-16	198		67	621	32	918
22-Aug-16	330	81	41	683	251	1,386
23-Aug-16	272	20	109	635	278	1,314
24-Aug-16	317	67	13	677	341	1,415
25-Aug-16	415	20	63	447	N/R	945
26-Aug-16						0
27-Aug-16						0
28-Aug-16						0
29-Aug-16						0
30-Aug-16						0
31-Aug-16						0
Total	12,065	947	1,065	12,268	11,017	37,362

* Arrivals this month per entry point, collection point.

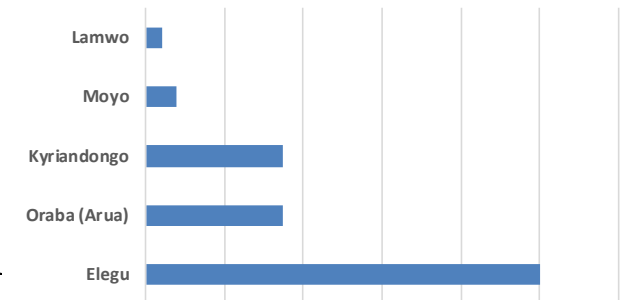
* Arrivals in Kiryandongo did not show up / registered at the collection points

N/R : Not yet received

Total Arrivals per Month Since 1st July 2016

July	53,531	Oct	
Aug	37,362	Nov	
Sep			

Location	Total
Elegu	50,141
Oraba (Arua)	17,500
Kyriandongo	17,323
Moyo	3,880
Lamwo	2,049
Total	90,893
Post 7 Jul 2016	89,607



Arrivals per location

