



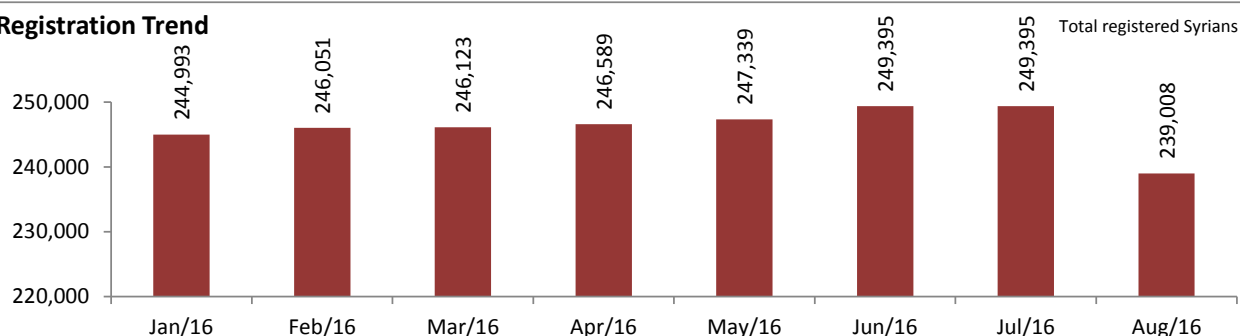
Registration Unit

Total Persons of Concern

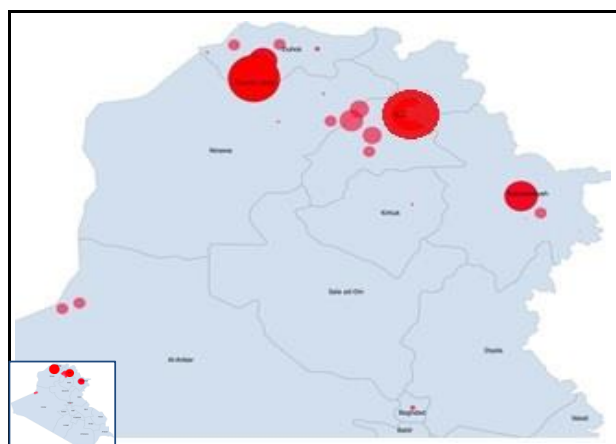
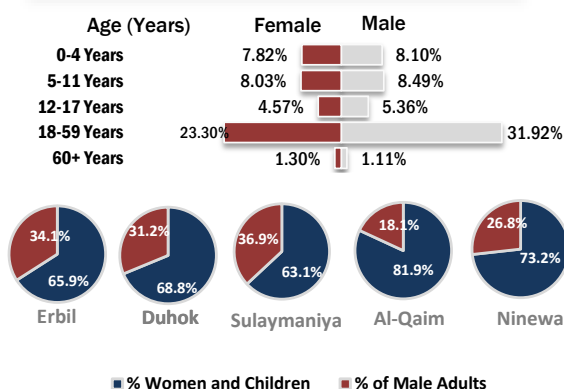
Individuals
239,008

Households
81,250

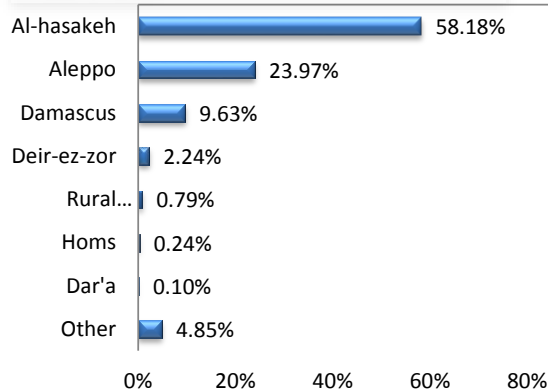
Registration Trend


This profile is based on **239,008** proGres registered individuals

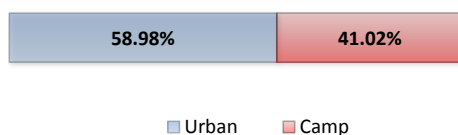
Age and Gender Breakdown



Place of Origin



Camp and non-camp population comparison



Governorate	Individuals	Households	% Total
Duhok	90,697	27,754	37.95%
Erbil	107,971	38,261	45.17%
Sulaymaniyah	31,862	12,426	13.33%
Anbar	4,488	1,145	1.88%
Ninewa	1,592	538	0.67%
Kirkuk	910	308	0.38%
Baghdad	664	338	0.28%
Other	824	480	0.34%
Total Iraq	239,008	81,250	100%

Camps Registered Population			
Camp	Individuals	Households	% Total
Al-Obaidi Camp	1,514	318	1.54%
Akre Settlement	1,144	279	1.17%
Domiz Camp 1	41,277	13,305	42.10%
Domiz Camp 2	7,770	1,860	7.92%
Gawilan Camp	7,657	1,849	7.81%
Basirma Camp	3,553	862	3.62%
Darashakran Camp	11,394	2,681	11.62%
Kawergosk Camp	9,911	2,775	10.11%
Qushtapa Camp	6,803	1,875	6.94%
Arbat Camp	7,026	1,790	7.17%
Total	98,049	27,594	100%

From 16 June 2014, as Al-Obaidi Camp became inaccessible to UN agencies and other humanitarian staff, the camp registered population figure is not updated.