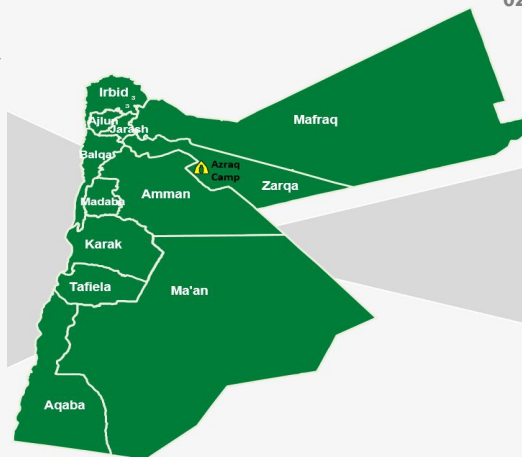
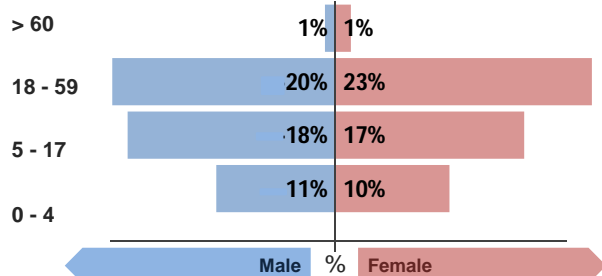


Refugee population

Total refugee population: 17,346

Demographic breakdown:



Key facts

Camp opened:
May 2014

Indicators at a glance

1	Health utilisation rate	7.8	X
2	Number of consultations per clinician per day	36	✓
3	Hospitalisation rate (/1000/year)	62.7	
4	Referral rate (/1000/month)	20.9	
5	Crude Mortality Rate (CMR) (/1000/month)	0.2	✓
6	Under-five Mortality Rate (U5MR) (/1000/month)	0.7	✓
7	Neonatal Mortality Rate (NNMR) (/1000 livebirths)	3.9	✓

Notes

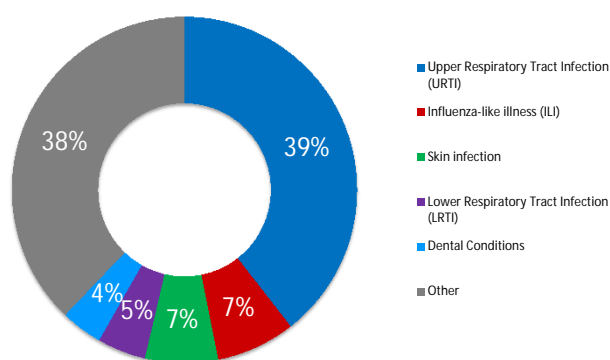
This public health profile for Azraq refugee camp is compiled from health facility data from the following partners:

- IMC Clinics
- IMC Hospital

Data is collected using standardised Health Information System (HIS) data collection and reporting tools and aims to be as accurate as possible.

Morbidity

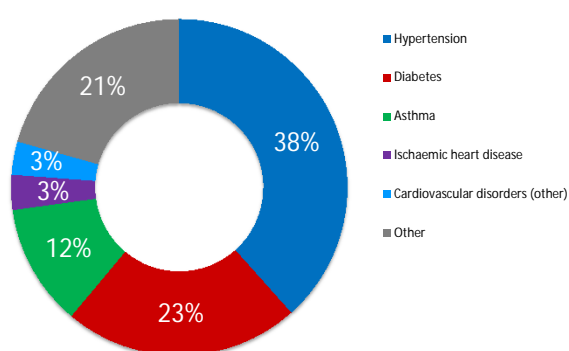
Acute health conditions (%)



Top 5 acute health conditions

	% morbidity	# of cases
1 Upper Respiratory Tract Infection (URTI)	39%	10,644
2 Influenza-like illness (ILI)	7%	2,001
3 Skin infection	7%	1,842
4 Lower Respiratory Tract Infection (LRTI)	5%	1,226
5 Dental Conditions	4%	1,053
- Other	38%	10,216

Chronic health conditions (%)

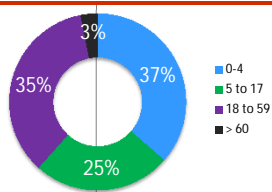


Top 5 chronic health conditions

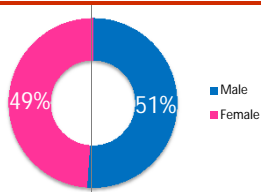
	% morbidity	# of cases
1 Hypertension	38%	890
2 Diabetes	23%	526
3 Asthma	12%	272
4 Ischaemic heart disease	3%	78
5 Cardiovascular disorders (other)	3%	74
- Other	21%	478

Breakdown of acute health conditions

by age



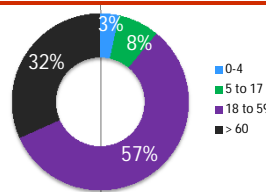
by gender



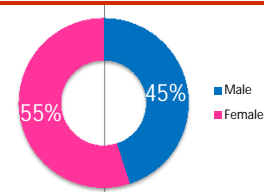
UNHCR gratefully acknowledges the support of the following partners:

Breakdown of chronic health conditions

by age



by gender



Public Health

Health Impact

Indicator	Standard
Crude Mortality Rate (CMR) (/1000/month)	0.2 < 0.48 ✓
Under-five Mortality Rate (U5MR) (/1000/month)	0.7 < 1.5 ✓
Neonatal Mortality Rate (NNMR) (/1000 livebirths)	3.9 < 14.9 ✓

Access and utilization

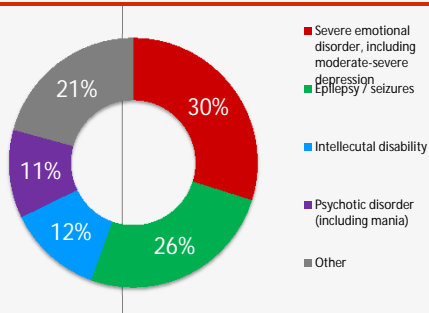
No. of health facilities	1 : 5782	1 : < 10,000	✓
Total number of consultations	33,644		
Health utilisation rate	7.8	1 - 4	X
No. of consultations per trained clinician per day	36	< 50	✓

Outbreak Alert and Response

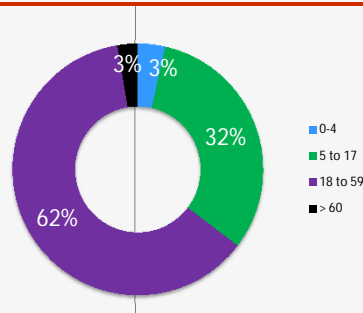
Indicator	Standard
Number of outbreaks reported	0
% of outbreaks investigated within 48 hours	100%
Laboratory	
Number of laboratory samples	2,755

Breakdown of mental health conditions

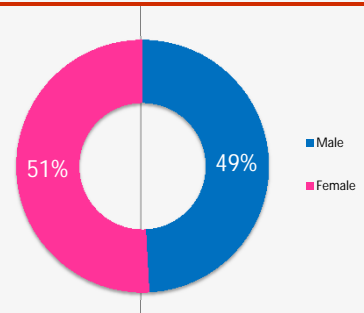
By cause



By age

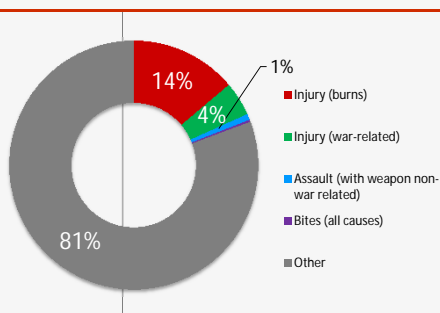


By gender

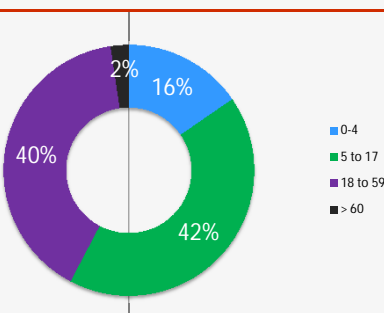


Breakdown of injuries

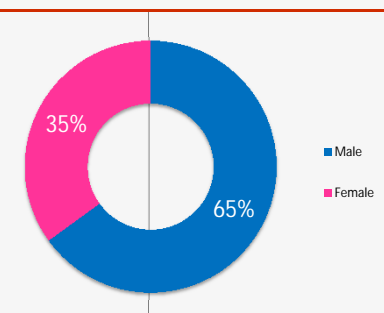
By cause



By age



By gender



In-patient and referral

In-patient department

Indicator	Standard
Hospitalisation rate (/1000/year)	62.7 50 - 150
Bed occupancy rate	62% > 75% X
Mean length of stay for authorised discharges (days)	2.1

Indicator	Standard
Overall case fatality rate	0%
Proportion of deaths within 24 hours of admission	0%

Reproductive Health

Antenatal care

Indicator	Standard
Coverage of antenatal care (4 or more visits)	56% ≥ 90% X
Coverage of TT vaccination	46% ≥ 90% X
Coverage of anaemia screening in pregnancy	99% ≥ 90% ✓

Delivery care

Proportion of deliveries attended by skilled personnel	100%	≥ 90%	✓
Proportion of deliveries performed by caesarean section	25%	5 - 15%	X
Proportion of low birth weight deliveries (<2500g)	0%	< 15%	✓

Maternal mortality

Number of maternal deaths reported	0		
% of maternal deaths investigated within 48 hours	0%	100%	

Postnatal care

Indicator	Standard
Coverage of postnatal care	74% ≥ 90% X

Sexual and Gender-based Violence

Incidence of rape (reported cases/10,000/year)*		^	^
% of rape survivors who received PEP** < 72 hours	100%	^	^
% of rape survivors who received ECP*** < 120 hours	100%	^	^
% of rape survivors who received STI**** prophylaxis < 2 wks	100%	^	^

*Only includes rapes reported at health facilities **Post-exposure prophylaxis ***Emergency contraceptive pill
****Sexually transmitted infection



View interactive maps
and statistics online
<http://twine.unhcr.org>

Legend:

- Standard met
- Standard borderline
- Standard not met
- Interpret data with care
- Data missing

