

Burundian Refugees in Rwanda

Registration Statistics

Registered on 04 Oct 2016

Mahama	59
Kigali	
Nyagatare	
Total	59

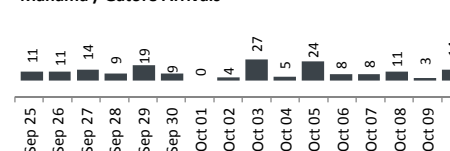
Camp / Reception Centre Population

Bugesera*	796	438
Nyanza*	445	225
Nyagatare*	31	17
Mahama	50,059	18,289
Gatore*	289	224
Kigali	26,641	12,670
Huye	3,092	1,126
Total	81,353	32,989

Total Arrivals



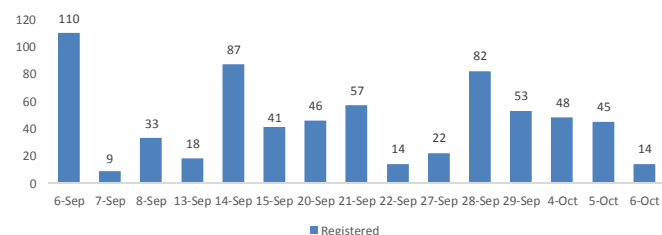
Mahama / Gatore Arrivals



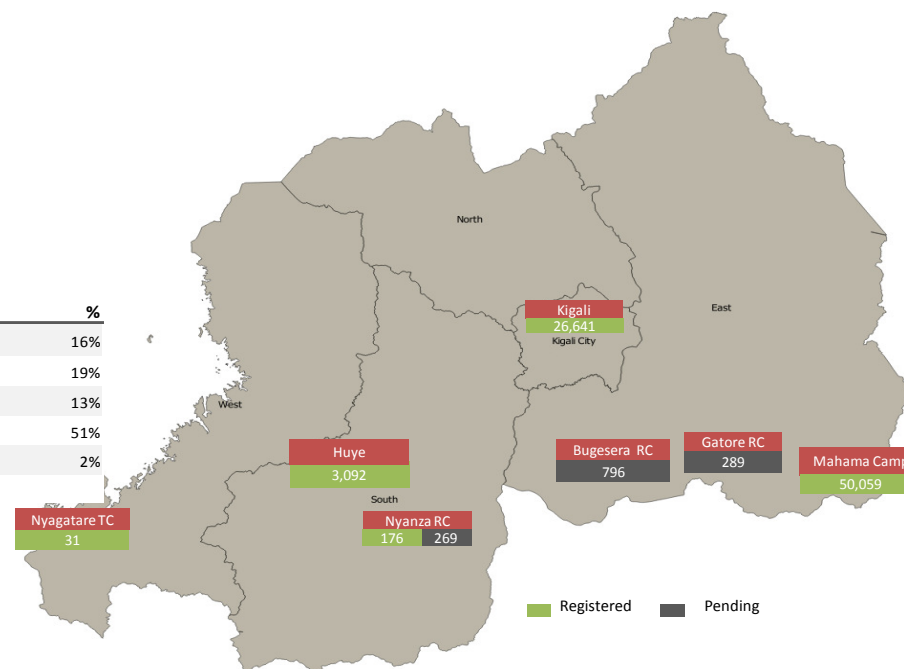
81,353	Total Active Refugees
79,999	Registered L2
1,354	Registered L1**
7,180	Temporarily Inactivated***
88,533	Active + Inactive Refugees

Nyanza Arrivals : 0 Bugesera Arrivals : 1 Rusizi Arrivals : 0

Daily Registration Trends



Area of Origin	Age Cohort	Female	Male	Total	%
Kirundo	0 - 4 years	6,168	6,360	12,528	16%
Bujumbura Mairie	5 - 11 years	7443	7577	15,020	19%
Muyinga	12 - 17 years	5,019	5,373	10,392	13%
Ngozi	18 - 59 years	20212	20223	40,435	51%
Karuzi	60 + years	1,053	571	1,624	2%
Kayanza	Total	39,895	40,104	79,999	
Cibitoke	Dependants of Burundian Refugees - Other Nationalities				
Ruyigi	Origin	Female	Male	Total	
Gitega	Rwanda	244	26	270	
Bubanza	Tanzania	2	1	3	
Others	Belgium	1	1	2	
	Kenya	1		1	
	Uganda	1		1	
Total	Total	249	28	277	



* Source: MIDIMAR. All other sources are UNHCR

** Individuals registered in Nyanza and Bugesera RCs have undergone level 1 biometric registration

*** Inactivated due to absence at food distribution for 3 or more consecutive months in Sep 15 - Sep 16 (6,111) or spontaneous departure to BDI (1069)

For more information please visit our website: <http://data.unhcr.org/burundi/country.php?id=182>