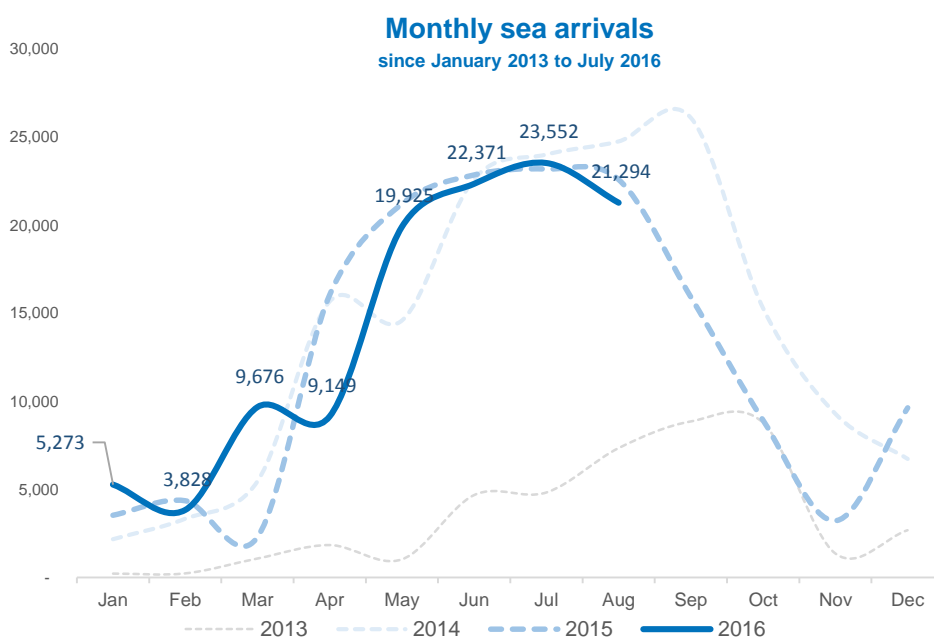
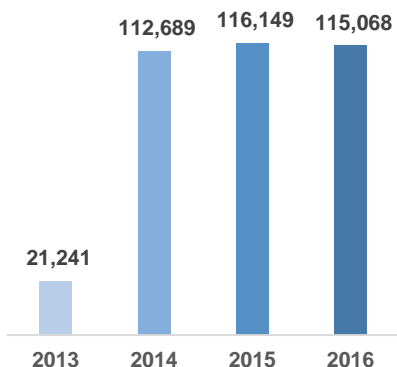


Italy Sea Arrivals Dashboard

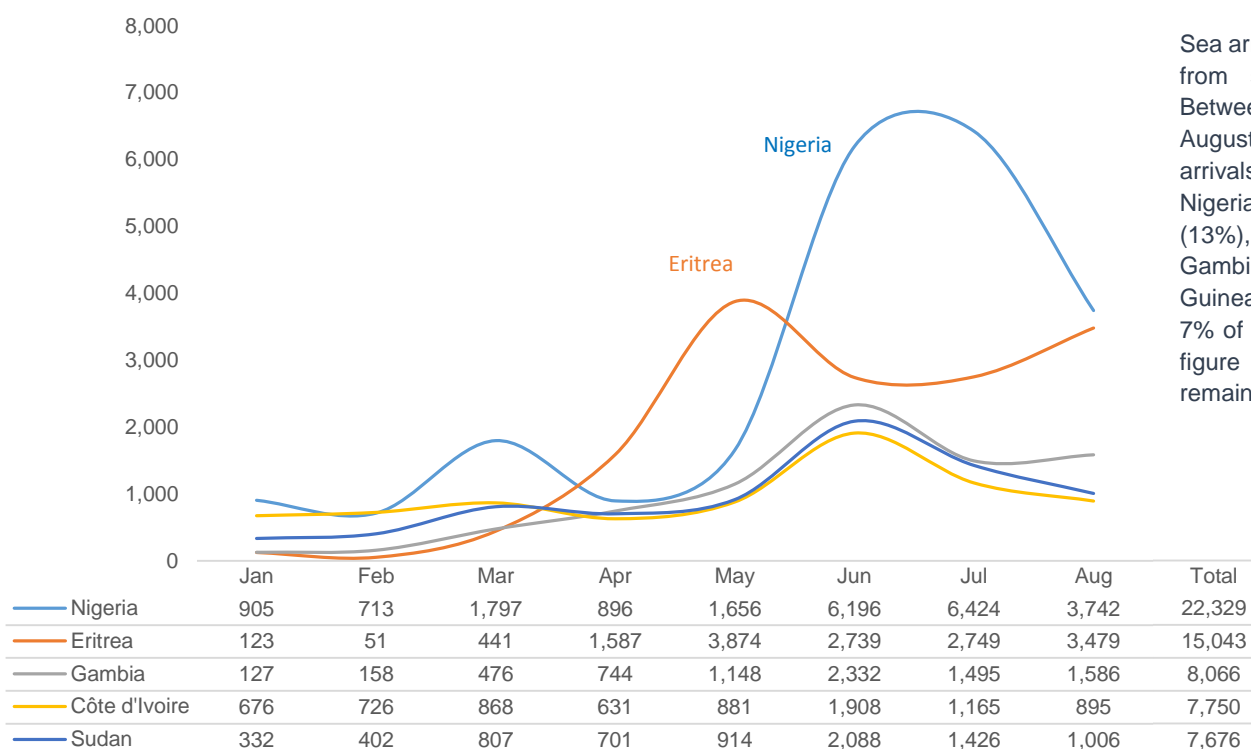
January - August 2016



Between 1 January and 31 August 2016, **115,068 persons arrived to Italy by sea**, compared to 116,149 sea arrivals in the first eight months of 2015. The number of sea arrivals remain therefore consistent with those of last year, confirming that the decrease in arrivals in Eastern Mediterranean route has not have a direct impact on arrivals through the Central Mediterranean.

August arrivals this year (21,294) are also on a par with numbers registered over the same period of 2015 (22,610) and are very similar to monthly arrivals since May (19,925 in May; 22,371 in June; 23,552 in July). Like in previous years, sea arrivals increased during the summer, when more favorable weather conditions make it easier to cross the sea.

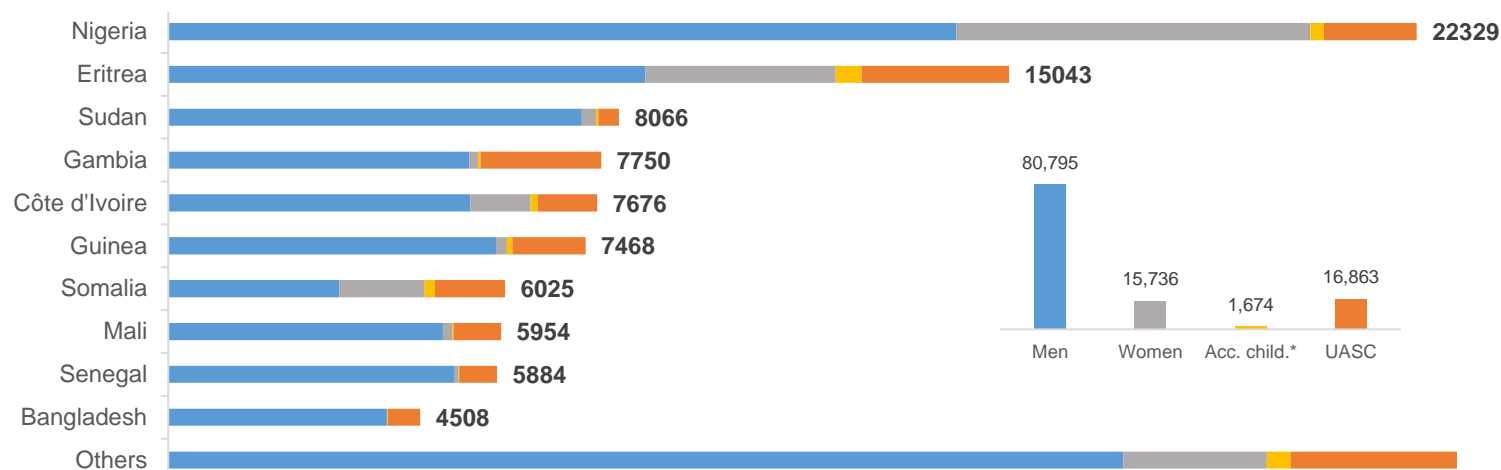
Sea arrivals: top 5 nationalities by month



Sea arrivals originate mainly from sub-Saharan Africa. Between January and August 2016, 19 % of all arrivals originated from Nigeria, followed by Eritrea (13%), and Sudan, The Gambia, Côte d'Ivoire and Guinea (each accounting for 7% of the total). The arrival figure of Syrians (0.5%) remains low.

The charts below are based on figures from the Italian Ministry of Interior and UNHCR estimates. All figures are provisional and subject to change.

Top ten nationalities of sea arrivals to Italy by gender and age



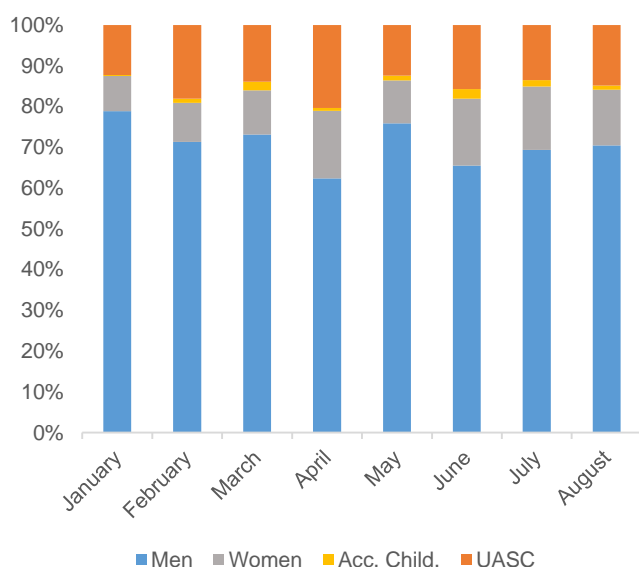
	Others	Banglade sh	Senegal	Mali	Somalia	Guinea	Côte d'Ivoire	Gambia	Sudan	Eritrea	Nigeria	Total
Men	17085	3915	5127	4917	3057	5867	5409	5389	7397	8537	14095	80,795
Women	2567	5	65	161	1529	192	1073	154	256	3400	6334	15,736
Acc. child.*	423	7	12	27	185	97	125	48	43	465	242	1,674
UASC	4290	581	680	849	1254	1312	1069	2159	370	2641	1658	16,863
Total	24365	4508	5884	5954	6025	7468	7676	7750	8066	15043	22329	115,068

* Accompanied children

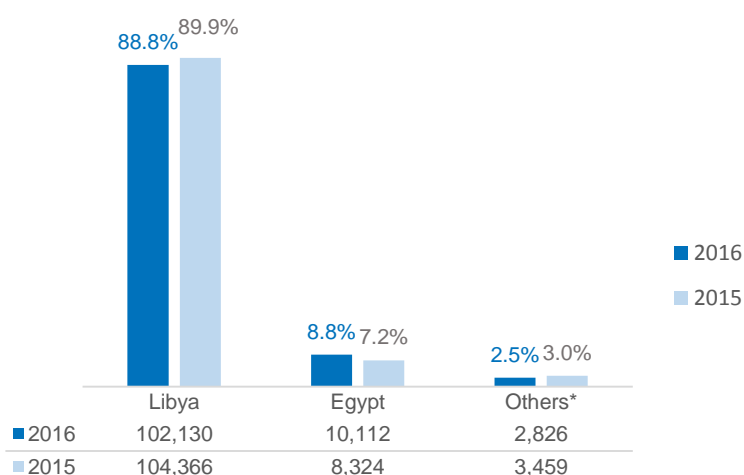
New arrivals are predominantly male. Like in previous years, women represent 13.7% of new arrivals so far this year. However, higher proportions of women are to be noted among Nigerians (women account for 28% of all Nigerians), Somalis (25%), Cameroonians (25%), Ethiopians (24%), Eritreans (22%) and Iraqis (21%).

An increasing number of Unaccompanied and Separated Children (UASC) arrived this year: 15% of new arrivals between January and August 2016 are UASC, as opposed to 7% in 2015 and 10% in 2014. So far this year, the top three nationalities of UASC are Eritreans, Egyptians and Gambians. UASC represent over 59% of all Egyptians arrived by sea in the above period, which is the highest proportion of among top ten UASC nationalities arrived in the first eight months of the year. More detailed information on UASC can be found on the Italy UASC dashboard.

Sea arrivals: gender and age by month



Country of embarkation from January to August, 2016 vs 2015



* Other includes by order Unknown, Turkey, Greece, Tunisia and Algeria

Libya remains the primary departure country for sea arrivals to Italy: over 89% of persons arrived in the first eight months of 2016 crossed from Libya which is almost equal to 2015. Approximately 8.8% of those arrived by sea so far this year travelled from Egypt which is a slight increase compared to the departures from Egypt in the previous year (7.2 %).