



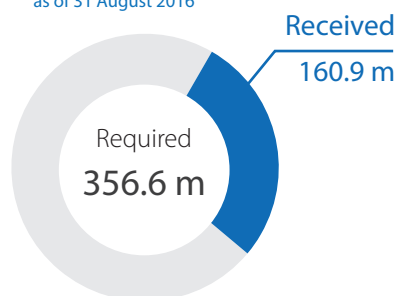
# Basic Assistance Jan - Aug 2016 Dashboard



Inter-Agency  
Coordination  
Lebanon

The quarterly dashboard summarizes the progress made by partners involved in the Lebanon Crisis Response and highlights trends affecting people in need. The Basic Assistance Sector in Lebanon is working to: OUTCOME 1) Ensure that Severely economically vulnerable populations have improved access to essential goods and services of their choice in a safe, dignified, and empowered manner while decreasing socio-economic vulnerability; OUTCOME 2) Ensure that populations affected by seasonal hazards & unexpected displacements are able to maintain safe access to goods & services; OUTCOME 3) Strengthen social safety net (NPTP) structures to serve most socio-economically vulnerable households by building on existing mechanisms and to improve social stability.

## 2016 Funding Status as of 31 August 2016

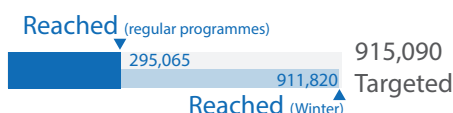


Programmes are funded by a combination of flexible/unearmarked funds and funds specifically earmarked to the sector

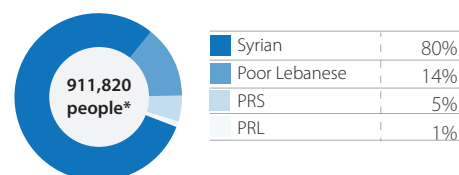


## Targeted Population groups

1.5 m (People in Need)



## Population reached by cohort



\* people reached through winter programmes

## Progress against targets



### Activities

	reached / target
# of households profiled	70,702 / 136,000
# of Syrian households receiving multi-sector/ purpose cash transfers (every month)	47,250 / 124,800
# of Palestinian households receiving multi-sector/ purpose cash transfers (every month)	10,509 / 11,200
Total USD amount distributed in multi-sector/purpose cash	\$ 64.6 m / \$ 183 m
# of households receiving seasonal cash grants or vouchers	188,999 / 210,000
Total USD amount distributed as seasonal cash grants or vouchers	\$ 62 m / \$ 120 m*
# of households assisted with core relief items	67,141 / 65,000
# of vulnerable Lebanese households receiving multi-purpose cash	1,254 / 20,000
Total USD amount distributed to vulnerable Lebanese	\$ 548 k / \$ 42 m
	0% 100%

\* \$ 120 m is the target for all 2016 i.e. includes planned activities in Nov-Dec 2016

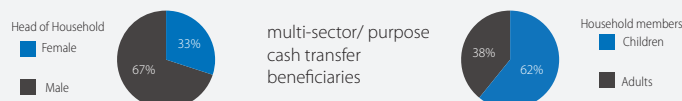


### Outcomes

	reached / target
<b>OUTCOME 1:</b>	
% of severely economically vulnerable households received multi-sector cash transfers	36 % / 100 %
% of Syrian displaced households receiving cash assistance also receiving food assistance	90 % / 100 %
<b>OUTCOME 2:</b>	
% of seasonally vulnerable population assisted (winter 2015/2016)	98 % / 100 %
<b>OUTCOME 3:</b>	
% of socio-economically vulnerable Leb households assisted through the NPTP under LCRP	6 % / 100 %
	0% 100%



### Age/Gender Breakdown of Cash Beneficiaries



## Analysis

### SYRIANS RECEIVING MULTI-PURPOSE CASH ASSISTANCE



47,250

Families received MCAP in August 2016



6.1  
Average household size



64%  
Children



36%  
Adults



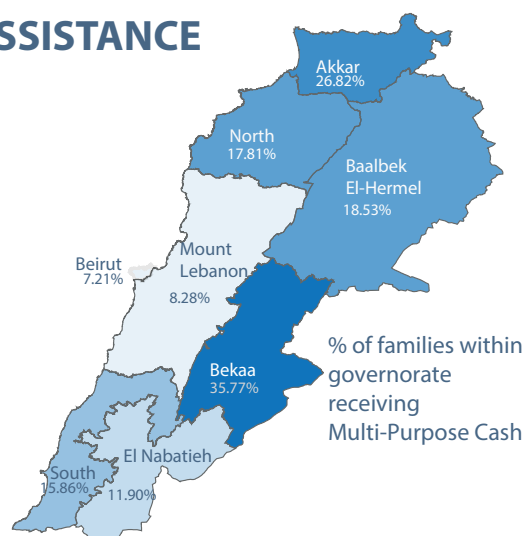
26%  
Apartments



35%  
Substandard buildings



39%  
Informal settlements



In order to understand the different needs refugee households have, assess their living standards, and provide an accurate need based response; Basic Assistance sector partners' prioritized households profiling visits as key milestone to provide cash assistance as of 2015. Despite the introduction of the proGres based Desk Formula for targeting, households visits will continue as a key profiling tool, major source of information and outreach to refugees.

Those visits continue to take place in 2016, whereby to date, 70% of the total registered population has been profiled; 25,700 households were profiled between June and August 2016, bringing progress to 52% of the sector profiling visits target for 2016.

In addition, the Basic Assistance sector adopts cash as a main modality for assisting economically vulnerable households. 47,250 economically vulnerable households received multi-purpose cash assistance as of the end of August 2016. 47,250 Syrian refugee households (38% of the sector target), 10,500 Palestine Refugees from Syria (93% of the target) and 1,254 extremely poor Lebanese households (6% of the target) are supported by 15 cash actors across the country.

The expanded cash assistance programme is facilitating the access of those families to basic goods and services in safe and dignified manners. In addition to cash, some sector partners continue to distribute core relief items to families in need. Yet, it is worth mentioning that the number of cash actors operating under the sector has been increasing (5 in 2014, 11 in 2015, and 15 in 2016), in alignment with the sector strategy to monetize assistance and increase cost efficiency.

Nevertheless, Core Relief Items (CRIs) distributions help families living in remote areas, where cash is not possible or where markets do not exist, to get the basic items they need for their households such as mattresses, blankets, and kitchen sets. To date, more than 67,000 households have received CRIs.

Due to resource constraints, only severely vulnerable households are currently being targeted. 20% of the total registered refugee population currently receives multi-purpose cash assistance. Based on available resources, 25% can be reached by the end of the year. Although cash based interventions expanded notably in 2016, there are still more than 77,000 also identified as severely vulnerable but do not receive assistance. As



### Facts and Figures

<b>114 \$/capita/month</b>	Minimum Expenditure Basket (MEB)
<b>87 \$/capita/month</b>	Survival Minimum Expenditure Basket (SMEB)
<b>71%</b>	Syrian refugee households living on less than MEB (VaSYR 2016)
<b>53%</b>	Syrian refugee households living on less than SMEB (VaSYR 2016)
<b>19%</b>	Syrian refugee households currently receiving cash (RAIS)
<b>6.1</b>	Average size of families receiving cash (RAIS)
<b>4.2</b>	Average size of families registered with UNHCR

funding becomes more available, partners are able to scale up further and reach out to more families considered living in critical poverty situations.

In preparation for this year's winter, the sector is currently working on the identification of poor households exposed to cold and entitled for winter support. Around 210,000 vulnerable Syrian, Palestinian and Lebanese households will be prioritized as last year, and assistance will be provided between October 2016 and February 2017. Economic vulnerability remains the major criteria against which winter assistance is provided. While resources in the regular multi-purpose cash programme does not allow the coverage of all families in need, the cash for winter assistance programme mitigates the impact by ensuring a wider coverage of the poor. All Syrian refugees identified as economically vulnerable (70%) are entitled to receive cash for winter assistance. The programme aims at helping poor families cover additional expenses to keep their families and shelters warm.



### Changes in Context - August 2016

Visits conducted in the second half of the year indicate that the overall economic vulnerability situation of the refugee households remains along the same levels as last year; 71 percent of the population still live under the poverty line, while 53 percent live under the survival minimum expenditure basket of \$435/month - as indicated by the yearly Vulnerability Assessment of Syrian Refugees (VASyR) 2016 conducted in June.

Further deterioration in the overall economic vulnerability of the Syrian refugee household was limited, and can be related to the scale up in cash based interventions made by the sector partners in winter and throughout regular programs; since last year, more than \$120 million have been distributed in direct assistance and injected into the local economy. This large scale cash transfer is fortifying the purchasing power of the most severe refugee households, restoring their livelihoods and stimulating local markets.

Nevertheless, the preliminary findings of VASyR 2016 indicate an increased debt ratio; on average, families hold \$857 cumulative debt compared to \$842 in 2015. Debt is considered to be the dominant coping strategy households resort to when they get short on financial resources.

The data from the households visits indicate that households borrow money mainly to meet additional food needs, pay rent, and cover basic health expenditures. Those debt categories correlate with the top expenditures a poor refugee household has to incur while trying to secure those minimum needs per month; equated at \$571/month for a family of five - (the minimum required to live in Lebanon straddling the poverty line)

During the third quarter of the year, the Basic Assistance sector has upgraded its targeting approach - the way through which economically vulnerable households are identified and prioritized for assistance. After more than 6 months of consultations, the new targeting approach was endorsed by the Basic Assistance Working Group.

The households' visits model used earlier for targeting for cash, has been replaced by a desk formula model developed in coordination with the American University of Beirut. While household visits will continue for profiling and monitoring purposes, all new inclusions for cash assistance will be based on this desk formula as of August 2016.

The new formula predicts expenditure per capita based on variables taken upon registering as refugees with UNHCR; those variables are mostly demographic and relate to the households characteristics, include but not limited to: arrival date, household size, gender of the head of the household, education level, households shares, and age.

The total registered refugee population is ranked from the least to the most vulnerable using this formula whereby families identified as most in need are prioritized for assistance. The new tool allows the sector to identify families in need more comprehensively with less time. Based on the new targeting methodology, 70% of the total refugee population is deemed poor, and therefore in need of assistance. Furthermore, the Basic Assistance sector has been working on a communications strategy that explains the new targeting approach to beneficiaries and provides key information on cash assistance programs. Appeals and referrals mechanisms are also being prepared to ensure that a refugee households discontinued from assistance can still have the opportunity to be considered in upon the occurrence of a major change that affects the family composition (ex: death of the breadwinning family member).

<sup>1</sup> As UNRWA resumed its cash assistance programme. 90% of the PRS population in Lebanon fall under the poverty line. They are targeted with \$150 cash grants using an ATM card.

<sup>2</sup> 19% of the registered refugee families receive assistance but as high as 53% estimated by VASyR 2016 actually need it.

## Organizations

The achievements described in this dashboard are the collective work of the following 39 organizations:

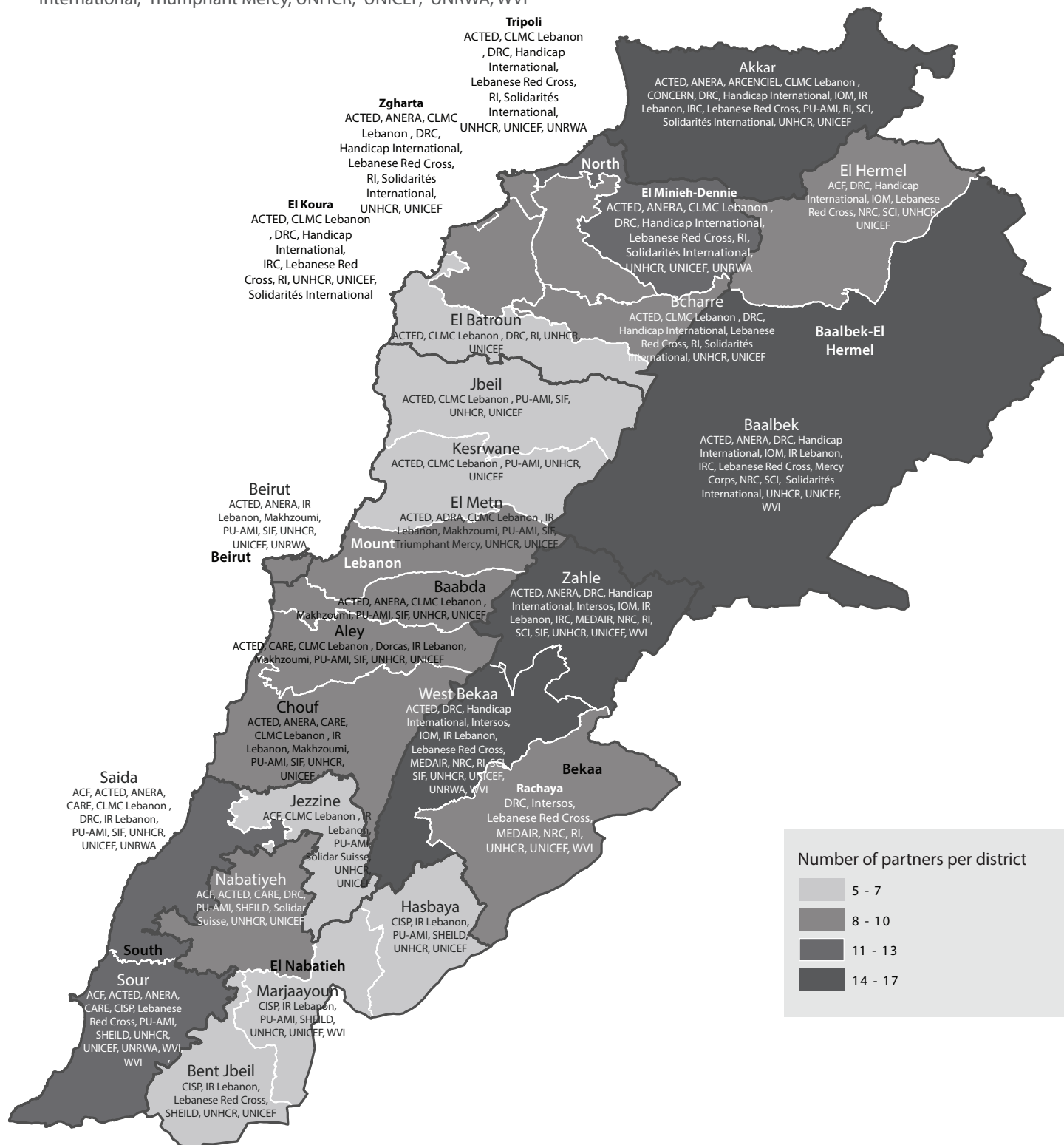
MoSA, ACF, ACTED, ADRA, ANERA, CARE, CISP, CLMC Lebanon, CONCERN, Dorcas, DRC, Handicap International, Intersos, IOM, IR Lebanon, IRC, Lebanese Red Cross, Makhzoumi, MEDAIR, Mercy Corps, NRC, PU-AMI, QRC, RI, SCI, SHEILD, SIF, Solidar Suisse, Solidarités International, Triumphant Mercy, UNHCR, UNICEF, UNRWA, WVI



## Organizations per district

The achievements described in this dashboard are the collective work of the following 39 organizations:

MoSA, ACF, ACTED, ADRA, ANERA, ARCECIEL, CARE, CISP, CLMC Lebanon, CONCERN, Dorcas, DRC, Handicap International, Intersos, IOM, IR Lebanon, IRC, Lebanese Red Cross, Makhzoumi, MEDAIR, Mercy Corps, NRC, PU-AMI, QRC, RI, SCI, SHEILD, SIF, Solidar Suisse, Solidarités International, Triumphant Mercy, UNHCR, UNICEF, UNRWA, WVI



Note: This map has been produced by UNHCR based on maps and material provided by the Government of Lebanon for UNHCR operational purposes. It does not constitute an official United Nations map. The designations employed and the presentation of material on this map do not imply the expression of any opinion whatsoever on the part of the Secretariat of the United Nations concerning the legal status of any country, territory, city or area or of its authorities, or concerning the delimitation of its frontiers or boundaries.