

Age and Gender Breakdown by Hosting Location (Biometric Registered)


Age Cohort	Gender	Location				
		Mtendeli	Nduta	Nyarugusu		
0-4	Male	5,367	6,462	7,225	19,054	38,541
	Female	5,454	6,772	7,261	19,487	
5-11	Male	5,276	7,036	6,557	18,869	37,993
	Female	5,265	7,312	6,547	19,124	
12-17	Male	3,720	5,759	3,861	13,340	27,539
	Female	3,948	6,883	3,368	14,199	
18-59	Male	10,172	10,600	14,407	35,179	72,787
	Female	9,774	11,680	16,154	37,608	
=>60	Male	600	554	927	2,081	3,841
	Female	540	530	690	1,760	
		50,116	63,588	66,997	180,701	
		14,613	22,536	22,417		



Place of Origin (Biometric Registered)

Origin Country	Province				%
Burundi	Makamba	32,592	31,862	64,454	36%
	Ruyigi	14,193	15,249	29,442	16%
	Bururi	7,439	7,863	15,302	8%
	Rutana	6,086	6,507	12,593	7%
	Muyinga	6,885	6,784	13,669	8%
	Cankuzo	4,519	4,617	9,136	5%
	Bujumbura Mairie	2,208	2,804	5,012	3%
	Gitega	2,075	2,779	4,854	3%
	Kirundo	2,708	2,706	5,414	3%
	Karuzi	1,869	2,884	4,753	3%
	Bujumbura Rural	1,709	1,847	3,556	2%
	Ngozi	1,530	1,611	3,141	2%
	Kayanza	480	500	980	1%
	Cibitoke	390	425	815	0%
	Muramvya	302	453	755	0%
	Bubanza	316	362	678	0%
	Mwaro	100	148	248	0%
Congo DR	Sud Kivu (ADM1)	2,818	2,447	5,265	3%
	Nord Kivu	247	256	503	0%
	Katanga	35	47	82	0%
	Kinshasha	5	7	12	0%
	Kasai Oriental	0	3	3	0%
	Bas Congo	1	1	2	0%
Rwanda/Others	Butare	16	7	23	0%
	Others	0	8	8	0%
Uganda	Others		1	1	0%
Total		88,523	92,178	180,701	100%

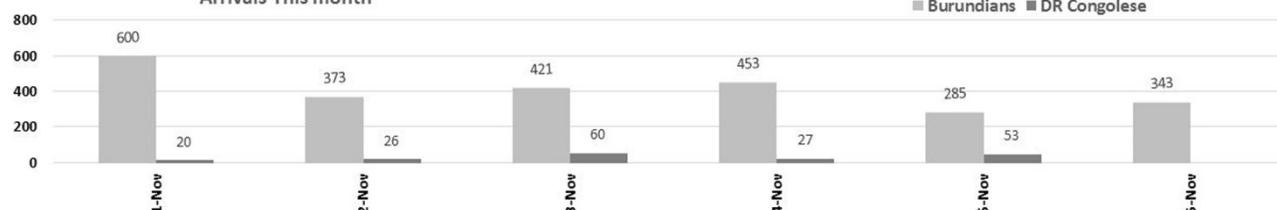
Population of Concern Distribution by Arrival Period/Hosting Location

Origin Country	Pre-Influx Pop	Post April 2015 (Influx)										Pop of Concern (Pre-Influx + Post April 2015)	
	Nyarugusu	Nyarugusu		Nduta		Mtendeli		Transit Center	Total Post April 2015 (Influx)				
		Arrivals	Births	Arrivals	Births	Arrivals	Births		Arrivals	Births			
Burundi	2,438	58,244	2,896	63,726	1,452	49,946	786	285	172,201	5,134	177,335	179,773	73.4%
Congo (DR)	59,055	5,835	218						5,835	218	6,053	65,108	26.6%
Rwanda	77	19							19		19	96	0.0%
Uganda	13	1							1		1	14	0.0%
Sudan	9	1							1		1	10	0.0%
Kenya	9	1							1		1	10	0.0%
Others	62	10							10		10	72	0.0%
	61,663	64,111	3,114	63,726	1,452	49,946	786	285	178,068	5,352	183,420	245,083	100.0%
		67,225		65,178		50,732			98.5%			1.5%	
									Biometric Registered			Pending Biometric Req	

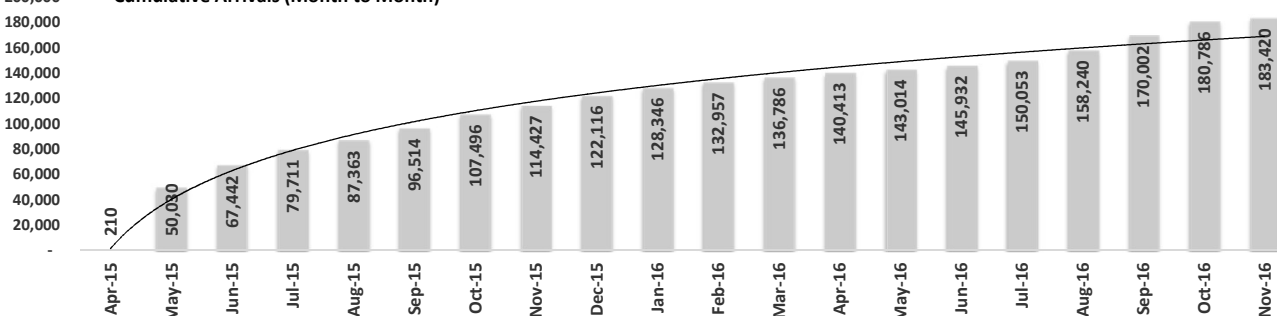

UNHCR Tanzania
Registration Section

183,420	New Arrivals/ Births
180,701	Boimetric Reg
2,719	Pending Biometric Reg
128,888	Nyarugusu Camp (Pre-Influx + Influx)
65,178	Nduta Camp
50,732	Mtendeli Camp
285	Lumasi Transit Center
245,083	Total Population

Arrivals This month



Cumulative Arrivals (Month to Month)



The current Burundi refugee situation in Tanzania began late April 2015. The months that followed saw significantly high number of persons of concern arriving in Tanzania, mainly through Kagunga, a tiny border village along Lake Tanganyika and other entry points in Kigoma region. The population was relocated to Nyarugusu camp, which was already host to 65,000 persons of concern, mainly DR Congolese. The camp quickly ran out of capacity to host the new population, prompting the opening of a new camp, Nduta, in Kibondo district on 07-Oct-2015. Nduta's capacity has been put at 60,000. Another camp, Mtendeli in Kakonko district, also began officially receiving refugees from Burundi on 14-Jan-2016. The two new camps will host Burundian refugees, while other nationals fleeing the Burundi situation, mostly DR Congolese will continue to be hosted in Nyarugusu.