

Total Active Registered Syrians

654,724



Urban

514,060

78.5%



Camps

140,664

21.5%

Standard Age and Gender

Age	0-4	5-11	12-17	18-35	36-59	60+	Total	%
Female	51,677	69,986	42,678	97,240	56,005	13,964	331,550	50.6%
Male	54,648	73,923	45,055	91,816	47,837	9,895	323,174	49.4%
Total	106,325	143,909	87,733	189,056	103,842	23,859	654,724	100%
	16.2%	22.0%	13.4%	28.9%	15.9%	3.6%		

Place of Origin

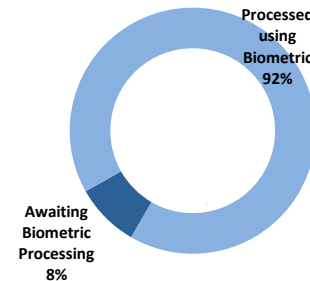
Dar'a	275,622	42.1%
Homs	104,972	16.0%
Rural Damascus	78,130	11.9%
Aleppo	65,313	10.0%
Damascus	48,881	7.5%
Hama	33,284	5.1%
Ar-raqqa	15,873	2.4%
Idlib	10,603	1.6%
Deir-ez-zor	6,276	1.0%
Al-hasakeh	5,027	0.8%
Quneitra	2,806	0.4%
As-sweida	1,458	0.2%
Lattakia	1,306	0.2%
Tartous	356	0.1%
Other	4,817	0.7%

Specific Needs

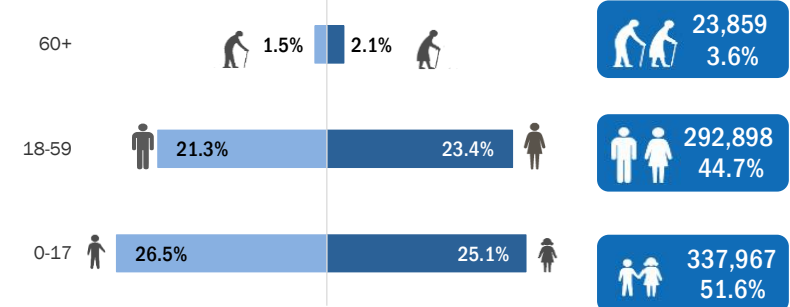
Child at risk	50,264	7.7%
Specific legal and physical protection needs	47,176	7.2%
Serious medical condition	43,474	6.6%
Woman at risk	23,252	3.6%
Single parent	21,382	3.3%
Disability	18,072	2.8%
Older person at risk	5,860	0.9%
Unaccompanied or separated child	4,668	0.7%
Total	214,148	32.7%

* An individual can have more than one specific need

Biometric Statistics (IRIS)



Age-Gender Breakdown



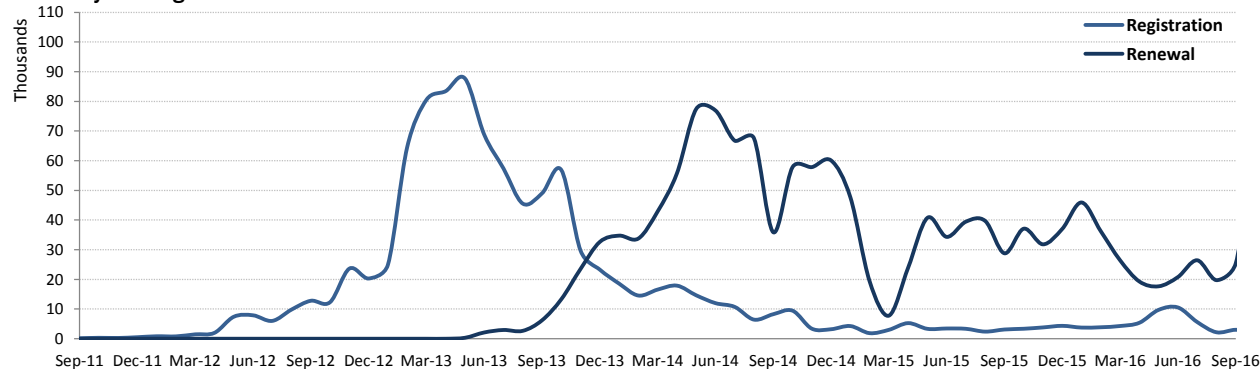
Arrivals

Pre-2011	10,254	1.6%
2011	22,456	3.4%
2012	172,480	26.3%
2013	296,675	45.3%
2014	80,595	12.3%
2015	33,365	5.1%
2016	38,899	5.9%

Registration Trend

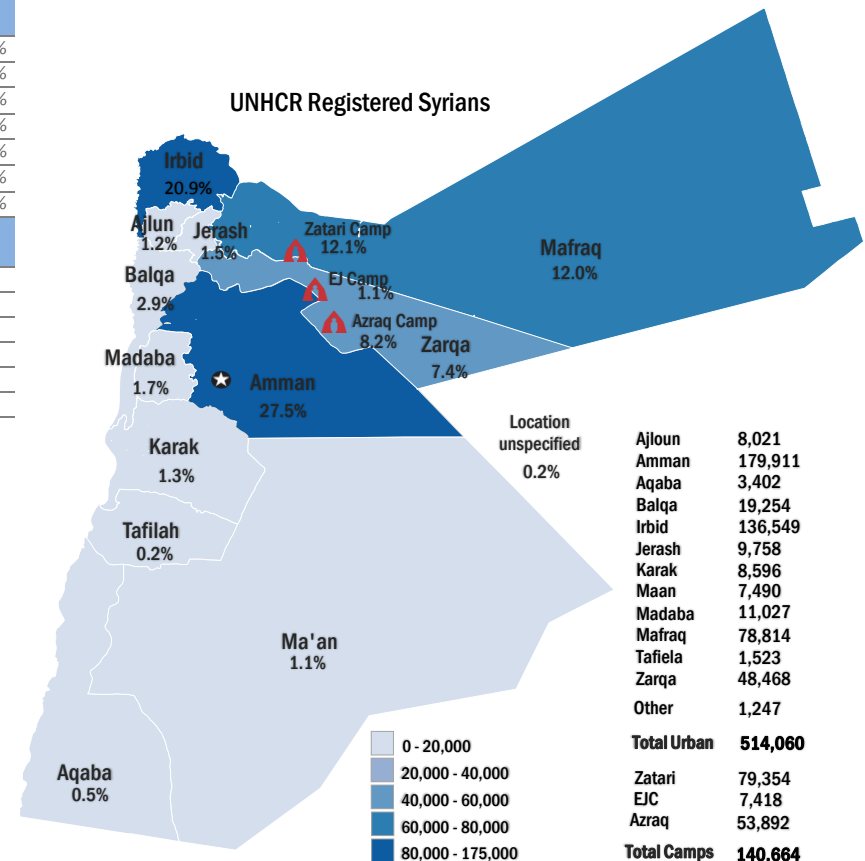
2011	2,360	0.2%
2012	129,338	12.8%
2013	665,206	65.9%
2014	121,385	12.0%
2015	41,042	4.1%
2016	50,650	5.0%

Syrian Registration Trend since 01 March 2011



Interagency Portal: <http://data.unhcr.org/Syrianrefugees>
 UNHCR on the web: <http://www.unhcr.org>
 UNHCR on Social network: <http://www.facebook.com/UNHCRJordan> ; <http://twitter.com/ZaatariCamp>
 DAG Jordan

UNHCR Registered Syrians



* Coloured map only reflects refugees living outside camps.

Total Urban 514,060
Total Camps 140,664