

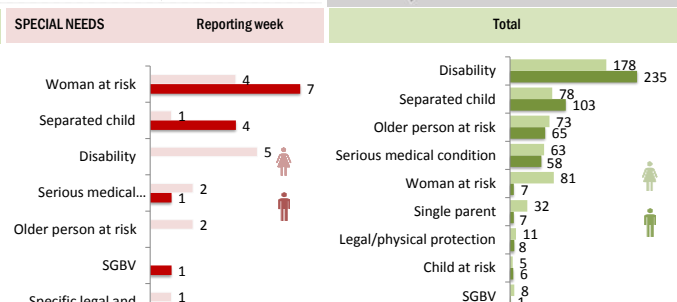
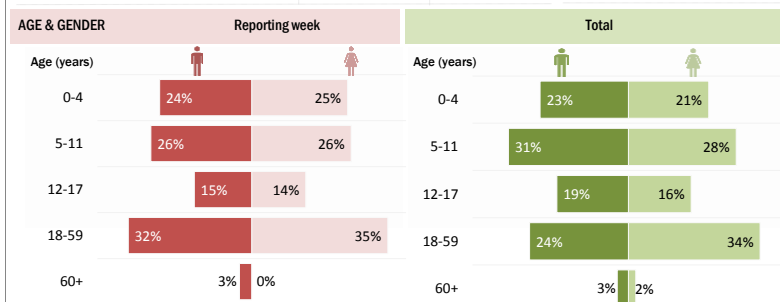
Total reporting period: 1 January 2016 to 17 November 2016

#70

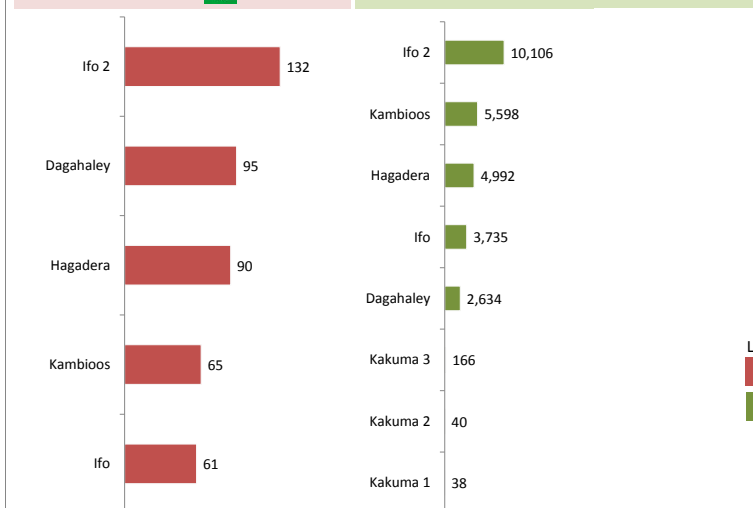
UNHCR Somalia

RETURNS	13 November- 17 November 2016	1 Jan 2016 12 November 2016	Total	RETURN ASSISTANCE (ACCUMULATED)	Reporting week	Total
Individuals:	443	26,866	27,309	Liveliness Start Up Grants	28,900	1,835,700
Households (actual):	102	5,250	5,352	Core Relief Items (kits):	102	5,352
Females:	221	13,482	13,703	WFP Food Rations (kg):	7,670 (~ \$13,638)	402,470 (~ \$715,592)
Males:	222	13,384	13,606	UNMAS Mine Risk Education	102	5,352
Persons with special needs:	28	991	1019			

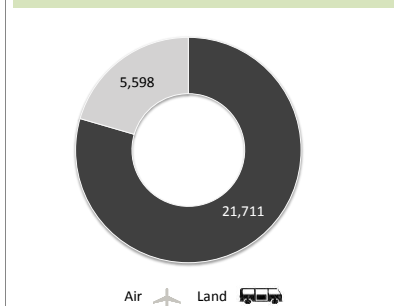
RETURN INFRASTRUCTURE



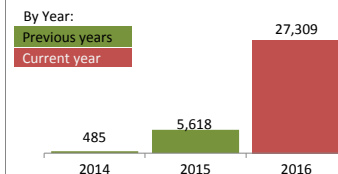
DEPARTURES FROM KENYA **Reporting week** **Total departures** **INTENDED PLACE OF RETURN IN SOMALIA BY DISTRICT (Origin)** **Total Arrivals from 8 Dec 2014 are: 33,412**



Total departures by land and air



RETURN TREND DECEMBER 2014 - NOVEMBER 2016



Donors contributing to UNHCR Somalia operation [As of OCT 2015]



Sources: UNHCR (The figures used in this infographic are based on the return manifests) The boundaries and names shown and the designations used on this map do not imply official endorsement or acceptance by the United Nations.

Contact: abdulsa@unhcr.org