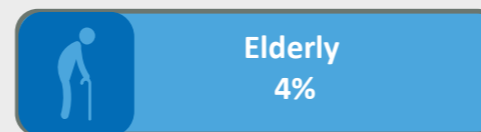
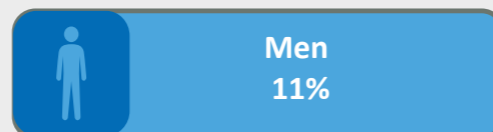
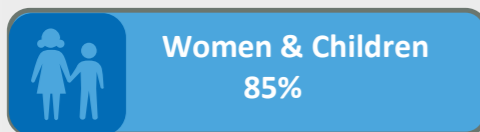
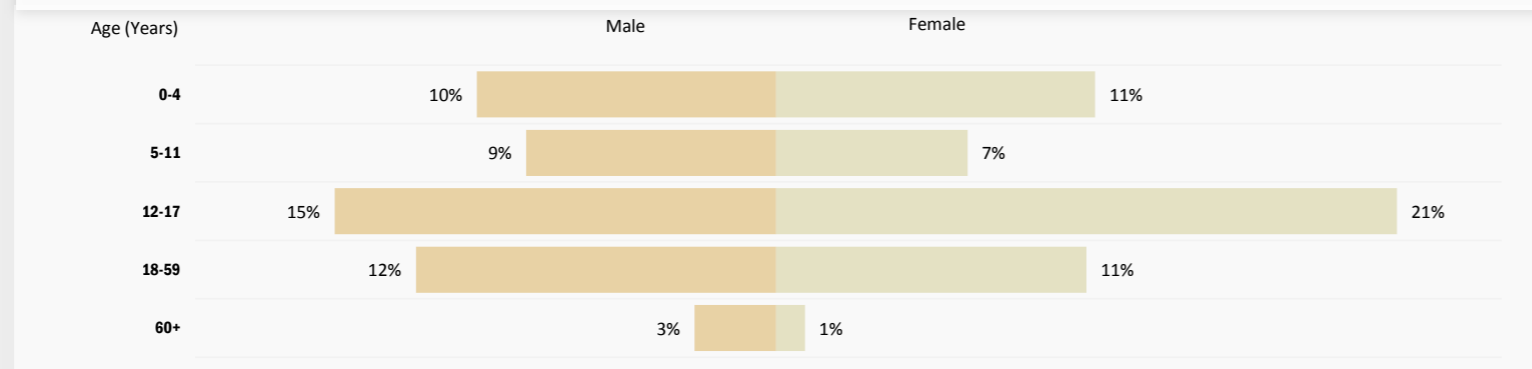




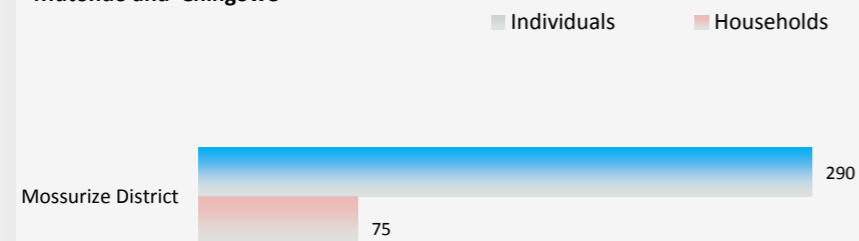
Overview: This document presents PoC population statistics for individuals relocated from the buffer zone in Chipinge District to Tongogara Refugee Camp. Population statistics also include PoC who joined the camp spontaneously since December 9, 2016 (17 individuals). All PoC have been biometrically enrolled and registered upon arrival to Tongogara camp. At the date of the production of this Factsheet a forth convoy is on the way to the camp.

Age & Gender



Areas of Origin in Mozambique

The top villages of origin in Mossurize District, Manica Province are: **Gragwua, Nyabanga, Mutondo and Chingowe**



Specific Needs

Specific Need Type	Count
Child Spouse	6
Persons with Disabilities	9
Unaccompanied Minor/Separated Child	4
Older Person at Risk	11
Single Parent	16
Serious Medical Condition	5
Mixed Marriages	6

* It includes polygam husbands who have been registered alone.
** It includes mixed marriages and their dependants

Sources : proGres in Partnership. Registration data

Total Number of Registered PoC

290

Total Number of Households*

75

Total Number of Convoys

3

Occupation in Mozambique

Farmers (crop & vegetables) 44%

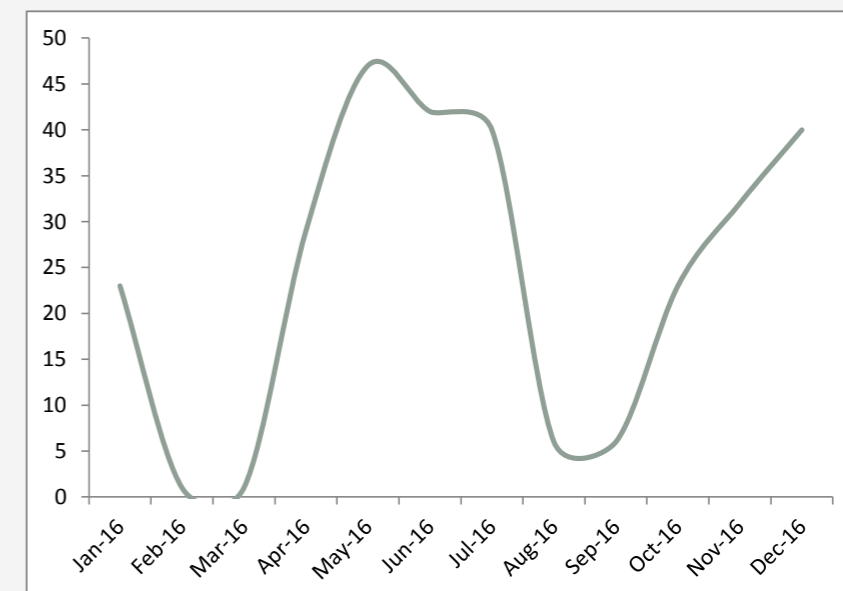
Biometrics

Biometrically enrolled 73%

Nationalities

Mozambicans 282
Zimbabweans** 8

Date of Arrival to Zimbabwe



Family Size Breakdown*

Family Size	Total
1	10
2	17
3	8
4	14
5	8
6	6
7	7
8	4
9	1

Ethnicities

Shona 290

For more information contact : Robert Tibagwa, tibagwa@unhcr.org, UNHCR Representative