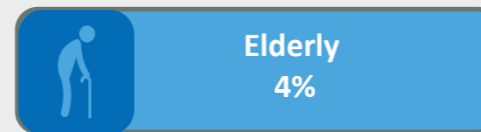
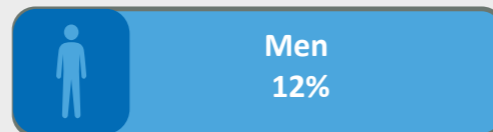
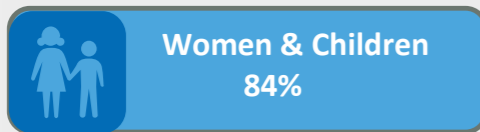
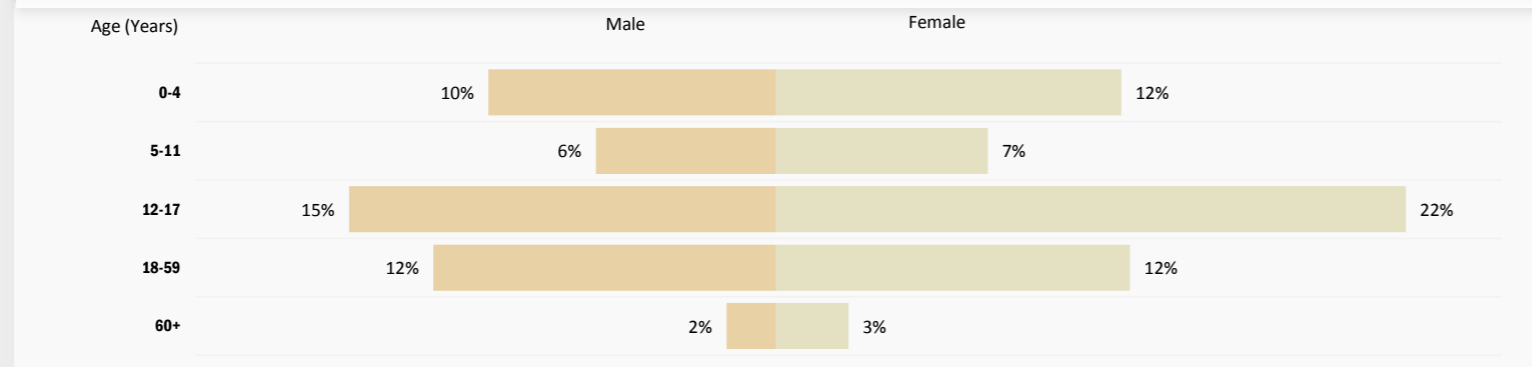




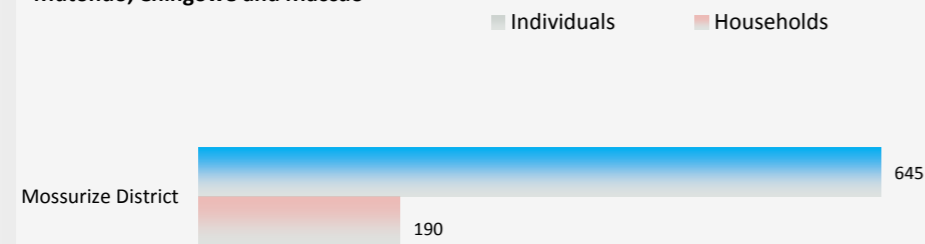
Overview: This document presents PoC population statistics for individuals relocated from the buffer zone in Chipinge Discrit to Tongogara Refugee Camp . Population statistics also include PoC who joined the camp spontanuesly since December 9, 2016 (17 individuals). All PoC have been biometrically enrolled and registered upon arrival to Tongogara camp.

Age & Gender



Areas of Origin in Mozambique

The top villages of origin in Mossurize District , Manica Province are: **Gragwua, Nyabanga, Mutondo, Chingowe and Maccuo**



Specific Needs

Specific Need Type	Count
Child Spouse	10
Persons with Disabilities	16
Unaccompanied Minor/Separated Child	8
Older Person at Risk	19
Single Parent	33
Serious Medical Condition	6
Mixed Marriages	19


* It includes polygam husbands who have been registered alone .
** It includes mixed marriages and their dependands

Sources : proGres in Partnership. Registration data

Family Size Breakdown*

Family Size	Total
1	41
2	48
3	20
4	24
5	19
6	17
7	14
8	6
9	1

Ethnicities



Total Number of Registered PoC

645

Total Number of Households*

190

Total Number of Convoys

7

Occupation in Mozambique

Farmers (crop & vegetables) 46%

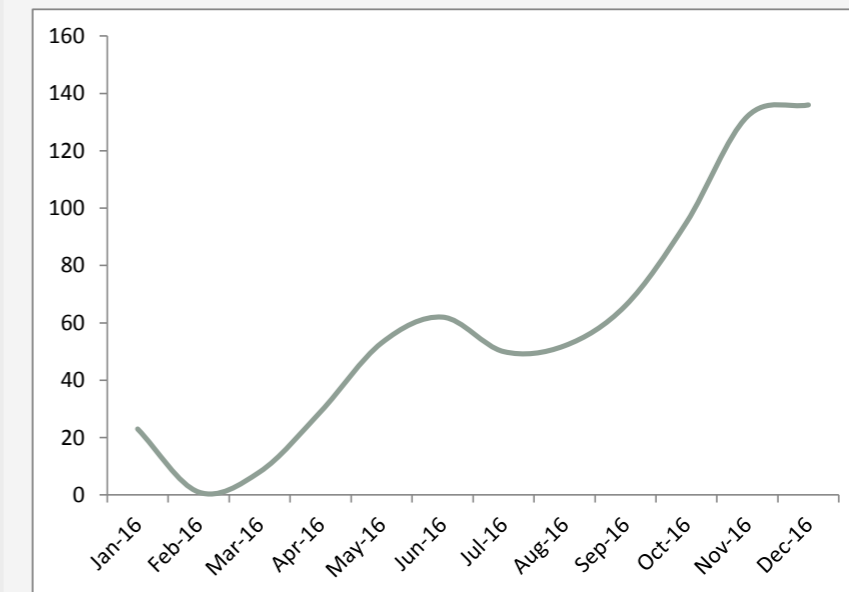
Biometrics

Biometrically enrolled 70%

Nationalities

Mozambicans 624
Zimbabweans** 21

Date of Arrival to Zimbabwe



For more information contact : Robert Tibagwa, tibagwa@unhcr.org, UNHCR Representative