

Total Active Registered Iraqis **61,004**

Standard Age and Gender

Age	0-4	5-11	12-17	18-35	36-59	60+	Total	%
Female	2,266	4,553	2,905	8,888	7,759	3,182	29,553	48.4%
Male	2,436	5,018	3,230	9,967	8,055	2,745	31,451	51.6%
Total	4,702	9,571	6,135	18,855	15,814	5,927	61,004	100%
	7.7%	15.7%	10.1%	30.9%	25.9%	9.7%		

Place of Origin

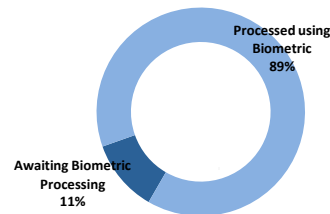
Baghdad	31,810	52.1%
Erbil	6,586	10.8%
Basrah	3,946	6.5%
Anbar	3,727	6.1%
Ninewa	3,655	6.0%
Dahuk	2,477	4.1%
Salah al-Din	1,298	2.1%
Thi-Qar	1,213	2.0%
Diyala	1,045	1.7%
Tameem	986	1.6%
Muthanna	527	0.9%
Missan	517	0.8%
Sulaymaniyah	477	0.8%
Babylon	438	0.7%
Wassit	332	0.5%
Najaf	294	0.5%
Qadissiya	196	0.3%
Kerbala	186	0.3%
Other	1,294	2.1%

Specific Needs

Serious medical condition	5,998	9.8%
Disability	2,219	3.6%
Child at risk	1,929	3.2%
Specific legal and physical protection needs	1,920	3.1%
Woman at risk	1,703	2.8%
Single parent	1,003	1.6%
Older person at risk	742	1.2%
Unaccompanied or separated child	172	0.3%
Total	15,686	25.7%

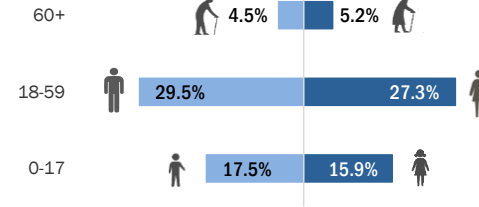
* An individual can have more than one specific need

Biometric Statistics (IRIS)



UNHCR Jordan

Age-Gender Breakdown

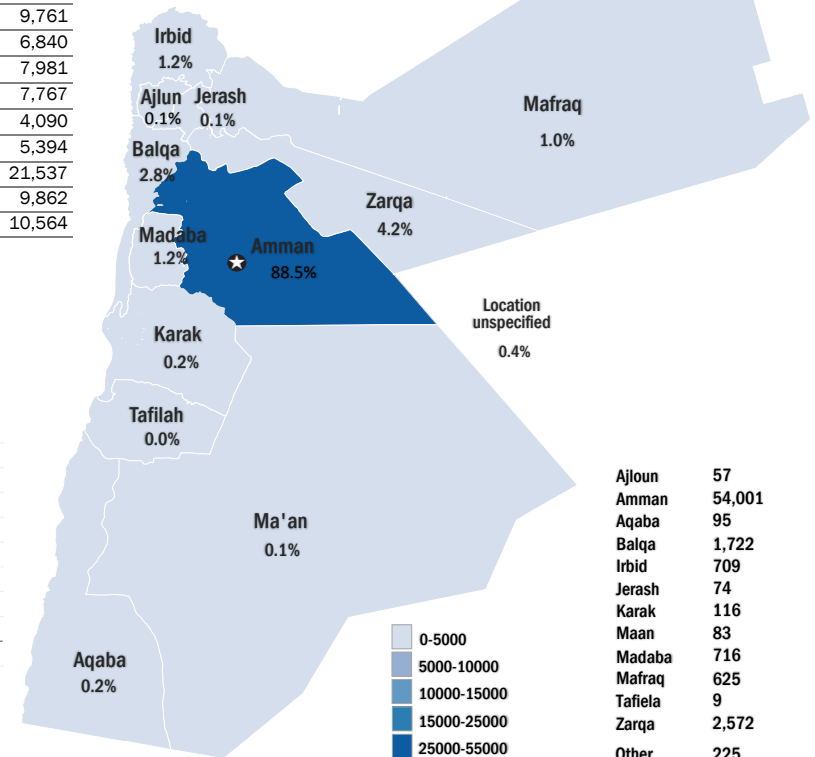


5,927	9.7%
34,669	56.8%
20,408	33.5%

Arrivals

	Arrival	Registration
Pre-2006	4,410	72,668
2006	3,463	4,689
2007	2,295	31,284
2008	1,196	9,761
2009	1,530	6,840
2010	2,168	7,981
2011	2,658	7,767
2012	2,829	4,090
2013	5,098	5,394
2014	17,817	21,537
2015	8,682	9,862
2016	8,858	10,564

UNHCR Registered Iraqis



Ajloun	57
Amman	54,001
Aqaba	95
Balqa	1,722
Irbid	709
Jerash	74
Karak	116
Ma'an	83
Madaba	716
Ma'raq	625
Tafila	9
Zarqa	2,572
Other	225

Iraqi Arrival & Registration Trends since Jan 2013

