

Total Active Registered Iraqis **61,204**

## Standard Age and Gender

Age	0-4	5-11	12-17	18-35	36-59	60+	Total	%
Female	2,247	4,581	2,900	8,915	7,801	3,201	29,645	48.4%
Male	2,430	5,031	3,241	10,019	8,090	2,748	31,559	51.6%
Total	4,677	9,612	6,141	18,934	15,891	5,949	61,204	100%
	7.6%	15.7%	10.0%	30.9%	26.0%	9.7%		

## Place of Origin

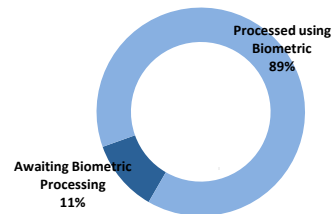
Baghdad	31,890	52.1%
Erbil	6,595	10.8%
Basrah	3,965	6.5%
Anbar	3,733	6.1%
Ninewa	3,648	6.0%
Dahuk	2,502	4.1%
Salah al-Din	1,300	2.1%
Thi-Qar	1,236	2.0%
Diyala	1,046	1.7%
Tameem	985	1.6%
Missan	535	0.9%
Muthanna	528	0.9%
Sulaymaniyah	483	0.8%
Babylon	443	0.7%
Wassit	343	0.6%
Najaf	290	0.5%
Qadissiya	196	0.3%
Kerbala	187	0.3%
Other	1,299	2.1%

## Specific Needs

Serious medical condition	6,064	9.9%
Disability	2,239	3.7%
Child at risk	1,951	3.2%
Specific legal and physical protection needs	1,920	3.1%
Woman at risk	1,705	2.8%
Single parent	1,006	1.6%
Older person at risk	741	1.2%
Unaccompanied or separated child	170	0.3%
Total	15,796	25.8%

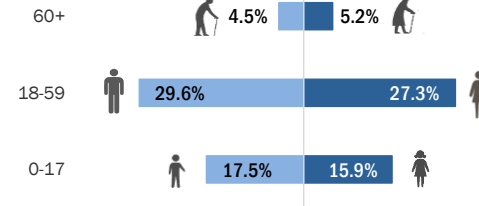
\* An individual can have more than one specific need

## Biometric Statistics (IRIS)



## UNHCR Jordan

### Age-Gender Breakdown

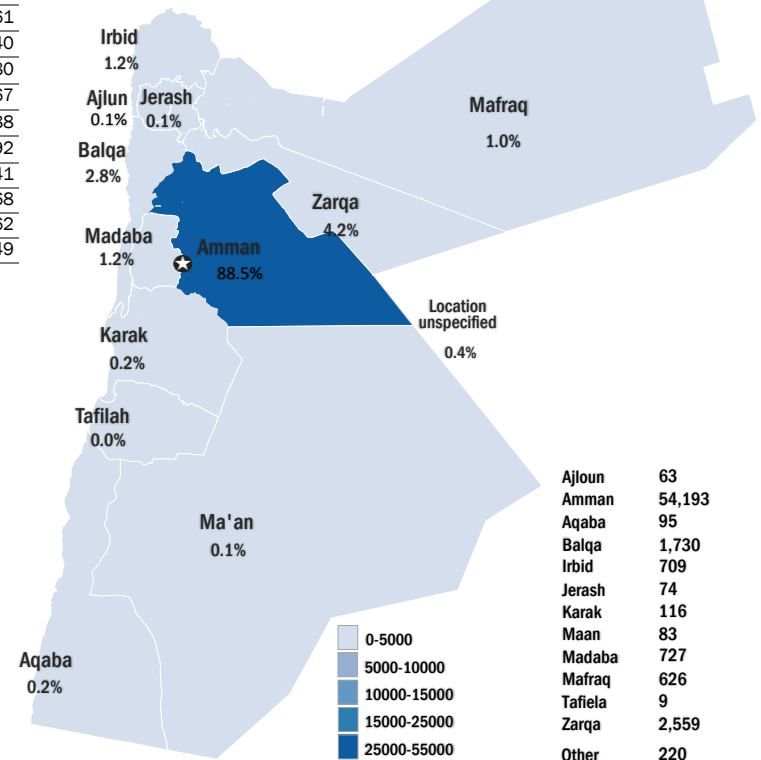


5,949	9.7%
34,825	56.9%
20,430	33.4%

## Arrivals

	Arrival	Registration
Pre-2006	4,409	72,669
2006	3,450	4,689
2007	2,293	31,285
2008	1,199	9,761
2009	1,530	6,840
2010	2,166	7,980
2011	2,652	7,767
2012	2,821	4,088
2013	5,077	5,392
2014	17,765	21,541
2015	8,686	9,868
2016	9,134	10,562
2017	22	349

## UNHCR Registered Iraqis



Ajloun	63
Amman	54,193
Aqaba	95
Balqa	1,730
Irbid	709
Jerash	74
Karak	116
Ma'an	83
Madaba	727
Ma'raq	626
Tafiela	9
Zarqa	2,559
Other	220

## Iraqi Arrival & Registration Trends since Jan 2013

